

**FILED**

NOV 04 2015

State Auditor & Inspector

COUNTY  
2015-2016  
ESTIMATE OF NEEDS  
AND FINANCIAL STATEMENT OF THE  
FISCAL YEAR 2014-2015

BOARD OF COUNTY COMMISSIONERS OF  
THE COUNTY OF WAGONER  
STATE OF OKLAHOMA

Two copies of this Financial Statement and Estimate of Needs should be filed with the County Clerk not later than August 17 for all Counties. After approval by the Excise Board and the levies are made, both statements should be signed by the appropriate Board Members. One complete signed copy must be sent to the State Auditor and Inspector, Suite 106, 4200 N. Lincoln Blvd., Oklahoma City, OK 73105-3453. If publication may not be had by date required for filing, affidavit and proof of publication are required to be attached within five days after date of filing.

THE 2015-2016 ESTIMATE OF NEEDS AND FINANCIAL  
STATEMENT OF THE FISCAL YEAR 2014-2015

PREPARED BY Turner & Associates, PLC  
SUBMITTED TO THE WAGONER COUNTY  
EXCISE BOARD THIS 2 DAY OF November 2015

BOARD OF COUNTY COMMISSIONERS

Chairman *Frank Kelley* County Clerk *Louis Hendricks*

Commissioner *Chris Elstad* Commissioner *Paul*  
(Budget Board:)

Treasurer \_\_\_\_\_ Assessor \_\_\_\_\_

Court Clerk \_\_\_\_\_



WAGONER COUNTY  
2015-2016  
ESTIMATE OF NEEDS  
AND FINANCIAL STATEMENT OF THE  
FISCAL YEAR 2014-2015

INDEX

Letters and Certifications:	Page
Letter To Excise Board .....	1
Affidavit of Publication .....	2
Accountant's Letter .....	3
Certificate of Excise Board .....	Exhibit "Y" - Page 1
 Exhibits:	 Filed
Exhibit "A" General Fund .....	Yes
Exhibit "B" Building Fund .....	No
Exhibit "C" Co-op Fund .....	No
Exhibit "D" Highway Fund .....	Yes
Exhibit "E" Health Fund .....	Yes
Exhibit "F" Emergency Medical Service Fund .....	No
Exhibit "G" Sinking Fund .....	No
Exhibit "H" Industrial Development Bond Fund .....	No
Exhibit "I" Special Revenue Funds .....	Yes
Exhibit "J" Capital Project Funds .....	No
Exhibit "K" Enterprise Funds .....	No
Exhibit "L" Internal Service Funds .....	No
Exhibit "Y" Certificate of Excise Board Estimate of Needs .....	Yes
Exhibit "Z" Publication Sheet .....	Yes

WAGONER COUNTY  
2015-2016  
ESTIMATE OF NEEDS  
AND FINANCIAL STATEMENT OF THE  
FISCAL YEAR 2014-2015

WAGONER COUNTY, STATE OF OKLAHOMA  
STATE OF OKLAHOMA, COUNTY OF WAGONER, ss:

To the County Excise Board of said County and State, Greeting:-

Pursuant to the requirements of 68 O.S. 1991 Section 3002, we submit herewith for your consideration, the within statement of the fiscal condition of the County of Wagoner, State of Oklahoma, for the fiscal year beginning July 1, 2014 and ending June 30, 2015, together with an itemized statement of the estimated needs thereof for the fiscal year beginning July 1, 2015 and ending June 30, 2016. The same have been prepared in conformity to Statute, in relation to which be it further noted that:

1. We, the members of the Board of County Commissioners of said County and State, do hereby certify that the statements herein submitted show the true and correct conditions of the fiscal affairs of said County for the fiscal year ending June 30, 2015, that said statements comprise a "full and accurate statement of the assessments, receipts and expenditures of the preceding year, made out in detail under separate heads" as required by 19 O.S. 1991 Section 345; that said preparation was had at an official session of said Board, begun on the first Monday in July, 2015 pursuant to the provisions of 68 O.S. 1991 Section 3002.

2. And we further certify that the estimates of the several amounts necessary for current expenses for the fiscal year beginning July 1, 2015 and ending June 30, 2016 as shown under "Schedule 8" were prepared and filed with the Board of County Commissioners as of the first Monday in July 2015, that the same have been correctly entered, and that all estimates made are entered as certified by Department Heads for the respective purposes herein set out. We further certify that the sums requested for salaries of county officers and the deputies are calculated and based upon authority of salary statutes currently effective and applicable in this county.

3. We further certify that the estimated income from sources other than ad valorem tax, shown on "Schedule 4", may reasonably be expected to be collected as a revenue during the ensuing fiscal year, and is not in excess of the 90% of the amounts collected for the same sources during the fiscal year ending June 30, 2015.

Dated at the office of the County Clerk, at Wagoner, Oklahoma, this 2 day of November

[Signature]  
Chairman  
[Signature]  
Commissioner  
(Budget Board:)

[Signature]  
County Clerk  
[Signature]  
Commissioner



\_\_\_\_\_  
Treasurer

\_\_\_\_\_  
Assessor

\_\_\_\_\_  
Court Clerk

Filed this 2 day of November, 2015 Secretary and Clerk of Excise Board, Wagoner County, Oklahoma.

## Independent Accountant's Compilation Report

Honorable Board of County Commissioners  
Wagoner County, Oklahoma

We have compiled the 2014-2015 financial statements as of and for the fiscal year ended June 30, 2015 and the 2015-2016 Estimate of Needs (SA&I Form 2631R97) and Publication Sheet (SA&I Form 2631R97, Exhibit "Z") for Wagoner County, included in the accompanying prescribed forms. We have not audited or reviewed the financial statements, estimate of needs and publication sheet forms referred to above and, accordingly do not express an opinion or provide any assurance about whether the financial statements, estimate of needs and publication sheet forms are in accordance with the basis of accounting prescribed by the Office of the Oklahoma State Auditor and Inspector per 68 OS § 3003.B as promulgated by 68 OS § 3009-3011.

Management is responsible for the preparation and fair presentation of the financial statements, estimate of needs and publication sheet in accordance with the requirements prescribed by the Office of the Oklahoma State Auditor and Inspector, per 68 OS § 3003.B as promulgated by 68 § 3009-3011 and for designing, implementing, and maintaining internal control relevant to the preparation and fair presentation of the financial statements, estimate of needs and publication sheet.

Our responsibility is to conduct the compilation in accordance with Statements on Standards for Accounting and Review Services issued by the American Institute of Certified Public Accountants. The objective of a compilation is to assist management in presenting financial information in the form of financial statements without undertaking to obtain or provide any assurance that there are no material modifications that should be made to the financial statements.

The financial statements, estimate of needs and publication sheet included in the accompanying prescribed forms are presented in accordance with the requirements of the Office of the Oklahoma State Auditor and Inspector per 68 OS § 3003.B as promulgated by OS 68 § 3009-3011 and are not intended to be a complete presentation of the assets and liabilities of Wagoner County.

This report is intended solely for the information and use of management of Wagoner County, Oklahoma, Wagoner County Excise Board, and for filing with the State Auditor and Inspector and is not intended to be and should not be used by anyone other than these specified parties.

Turner & Associates, PLC

*TURNER & Associates, PLC*

---

October 22, 2015

AFFIDAVIT OF PUBLICATION

STATE OF OKLAHOMA, COUNTY OF WAGONER

Personally appeared before me, the undersigned Notary Public, Lori Hendricks County Clerk of the County and State aforesaid, who being first duly sworn according to law, deposes and says: That he/she complied with the law by having the financial statement for the fiscal year ending June 30, 2015, and the estimated needs and the estimated income from sources other than ad valorem taxes, for the fiscal year beginning July 1, 2015 and ending June 30, 2016 published in one issue of the Neighbor Newspaper a legally-qualified newspaper published - of general circulation, in said county (strike inapplicable phrase) a copy of which together with proof of publication is herewith attached marked Exhibit "Z" and made a part of hereof.

Lori Hendricks  
County Clerk




Subscribed and sworn to before me this 27 day of October, 2015.

Amanda Alsip

Notary Public

2/10/16

My Commission Expires



GENERAL FUND ACCOUNTS COVERING THE PERIOD JULY 1, 2014, to JUNE 30, 2015  
ESTIMATE OF NEEDS FOR 2015-2016

EXHIBIT "A"

PAGE 1

Schedule 1, Current Balance Sheet - June 30, 2015		Amount
<b>ASSETS:</b>		
Cash Balance June 30, 2015	\$	2,332,951.37
Investments	\$	-
<b>TOTAL ASSETS</b>	<b>\$</b>	<b>2,332,951.37</b>
<b>LIABILITIES AND RESERVES:</b>		
Warrants Outstanding	\$	336,804.44
Reserve for Interest on Warrants	\$	-
Reserves From Schedule 8	\$	95,607.36
<b>TOTAL LIABILITIES AND RESERVES</b>	<b>\$</b>	<b>432,411.80</b>
<b>CASH FUND BALANCE JUNE 30, 2015</b>	<b>\$</b>	<b>1,900,539.57</b>
<b>TOTAL LIABILITIES, RESERVES AND CASH FUND BALANCE</b>	<b>\$</b>	<b>2,332,951.37</b>

Schedule 2, Revenue and Requirements - 2015-2016		
	Detail	Total
<b>REVENUE:</b>		
Cash Balance June 30, 2014	\$ 2,041,010.51	
Cash Fund Balance Transferred From Prior Years	\$ 155,135.89	
Current Ad Valorem Tax Apportioned	\$ 4,687,795.95	
Miscellaneous Revenue Apportioned	\$ 1,289,836.02	
<b>TOTAL REVENUE</b>		<b>\$ 8,173,778.37</b>
<b>REQUIREMENTS:</b>		
Claims Paid by Warrants Issued	\$ 6,177,631.44	
Reserves From Schedule 8	\$ 95,607.36	
Interest Paid on Warrants	\$ -	
Reserve for Interest on Warrants	\$ -	
<b>TOTAL REQUIREMENTS</b>		<b>\$ 6,273,238.80</b>
<b>ADD: CASH FUND BALANCE AS PER BALANCE SHEET 6-30-2015</b>		<b>\$ 1,900,539.57</b>
<b>TOTAL REQUIREMENTS AND CASH FUND BALANCE</b>		<b>\$ 8,173,778.37</b>

Schedule 3, Cash Fund Balance Analysis - June 30, 2015		Amount
<b>ADDITIONS:</b>		
Miscellaneous Revenue Collected in Excess of Estimates-Net	\$	44,860.71
Warrants Estopped, Cancelled or Converted	\$	129.99
Fiscal Year 2014-2015 Lapsed Appropriations	\$	1,454,679.06
Fiscal Year 2013-2014 Lapsed Appropriations	\$	10,594.50
Ad Valorem Tax Collections in Excess of Estimate	\$	278,290.67
Prior Years Ad Valorem Tax	\$	127,355.53
<b>TOTAL ADDITIONS</b>	<b>\$</b>	<b>1,915,910.46</b>
<b>DEDUCTIONS:</b>		
Supplemental Appropriations	\$	11,426.77
Current Tax in Process of Collection	\$	-
<b>TOTAL DEDUCTIONS</b>	<b>\$</b>	<b>11,426.77</b>
<b>Cash Fund Balance as per Balance Sheet 6-30-2015</b>	<b>\$</b>	<b>1,900,539.57</b>
<b>Composition of Cash Fund Balance:</b>		
Cash	\$	1,900,539.57
<b>Cash Fund Balance as per Balance Sheet 6-30-2015</b>	<b>\$</b>	<b>1,900,539.57</b>

GENERAL FUND ACCOUNTS COVERING THE PERIOD JULY 1, 2014, to JUNE 30, 2015  
ESTIMATE OF NEEDS FOR 2015-2016

EXHIBIT "A"

2a

Schedule 4, Miscellaneous Revenue		
SOURCE	2014-2015 ACCOUNT	
	AMOUNT	ACTUALLY
	ESTIMATED	COLLECTED
<b>1000 CHARGES FOR SERVICES</b>		
1111 County Clerk Fees	\$ 275,356.29	\$ 238,255.05
1112 Sheriff Fees	\$ -	\$ 34.20
1113 County Treasurer Fees	\$ 3,408.61	\$ 4,595.00
1114 Court Clerk Costs and Fees	\$ -	\$ -
1115 District Attorney Fees	\$ -	\$ -
1116 County Engineer Fees (Ref. Planning Commission)	\$ -	\$ -
1117 County Health Fees	\$ -	\$ -
1118 Other-	\$ -	\$ -
1119 Other-	\$ -	\$ -
1120 Other-	\$ -	\$ -
Total Charges For Services	\$ 278,764.90	\$ 242,884.25
<b>INTERGOVERNMENTAL REVENUES</b>		
<b>2000 INTERGOVERNMENTAL REVENUES - LOCAL SOURCES:</b>		
2111 Court Fund Fees	\$ -	\$ -
2112 Housing Authority Payments in Lieu of Tax Revenue	\$ -	\$ -
2113 Revaluation of Real Property Reimbursements	\$ 527,553.78	\$ 528,022.55
2114 Visual Inspection	\$ -	\$ -
2115 M & M Lien Fees	\$ -	\$ -
2116 Assignment Fees	\$ -	\$ -
2117 School Deputy Reimbursement	\$ -	\$ -
2118 O.S.U Extension Reimbursement	\$ -	\$ -
2119 County Library Fines	\$ -	\$ -
2120 Public Health Contributions	\$ -	\$ -
2121 Highway Budget Account Miscellaneous	\$ -	\$ -
2122 Other - Court Utilities	\$ 7,649.96	\$ 8,499.96
2123 Other -	\$ -	\$ -
2124 Other -	\$ -	\$ -
Total - Local Sources	\$ 535,203.74	\$ 536,522.51
<b>3000 INTERGOVERNMENTAL REVENUES - STATE SOURCES:</b>		
3111 County Sales Tax - OTC	\$ -	\$ -
3112 Motor Vehicle Collections for Counties - OTC Code 0815	\$ 79,741.03	\$ 86,762.48
3113 Boat & Motor License - OTC Code 6415	\$ -	\$ -
3114 Vehicle Registration (Title Fees) - OTC Code 6815	\$ -	\$ -
3115 Aircraft License and Registration - OTC Code 6615	\$ -	\$ -
3116 Motor Vehicle Stamps - OTC	\$ 1,991.10	\$ 2,533.03
3117 Other - Tobacco Tax	\$ 68,043.01	\$ 75,617.17
3118 Other - 5 Year Tax Exempt	\$ 8,331.57	\$ 8,331.57
3119 Other - OTC	\$ -	\$ -
Sub-Total - OTC	\$ 158,106.71	\$ 173,244.25
3211 Fish and Game Fines	\$ 996.73	\$ 637.81
3212 State Election Reimbursement	\$ 47,213.04	\$ 47,181.24
3213 State Payments in Lieu of Tax Revenue	\$ 62,700.75	\$ 64,213.49
3214 Homestead Exemption Reimbursement	\$ -	\$ -
3215 Additional Homestead Exemption Reimbursement	\$ -	\$ -
3216 Transportation of Juveniles	\$ -	\$ -
3217 Documentary Stamps	\$ -	\$ -
3218 Farm Implement Tax Stamps	\$ -	\$ -
3219 State Grants	\$ -	\$ -

Continued on page 2b

See Accountant's Report

Thursday, October 22, 2015

S.A.&I. Form 2631R97 Entity: Wagoner County, 73

GENERAL FUND ACCOUNTS COVERING THE PERIOD JULY 1, 2014, to JUNE 30, 2015  
ESTIMATE OF NEEDS FOR 2015-2016

2014-2015 ACCOUNT OVER (UNDER)	BASIS AND LIMIT OF ENSUING ESTIMATE	2015-2016 ACCOUNT		
		CHARGEABLE INCOME	ESTIMATED BY GOVERNING BOARD	TO BE APPROVED BY EXCISE BOARD
\$ (37,101.24)	90.00%	\$ -	\$ 214,429.55	\$ 214,429.55
\$ 34.20	90.00%	\$ -	\$ 30.78	\$ 30.78
\$ 1,186.39	90.00%	\$ -	\$ 4,135.50	\$ 4,135.50
\$ -	90.00%	\$ -	\$ -	\$ -
\$ -	90.00%	\$ -	\$ -	\$ -
\$ -	90.00%	\$ -	\$ -	\$ -
\$ -	90.00%	\$ -	\$ -	\$ -
\$ -	90.00%	\$ -	\$ -	\$ -
\$ -	90.00%	\$ -	\$ -	\$ -
\$ -	90.00%	\$ -	\$ -	\$ -
\$ (35,880.65)		\$ -	\$ 218,595.83	\$ 218,595.83
\$ -	90.00%	\$ -	\$ -	\$ -
\$ -	90.00%	\$ -	\$ -	\$ -
\$ 468.77	93.36%	\$ -	\$ 492,936.66	\$ 492,936.66
\$ -	90.00%	\$ -	\$ -	\$ -
\$ -	90.00%	\$ -	\$ -	\$ -
\$ -	90.00%	\$ -	\$ -	\$ -
\$ -	90.00%	\$ -	\$ -	\$ -
\$ -	90.00%	\$ -	\$ -	\$ -
\$ -	90.00%	\$ -	\$ -	\$ -
\$ -	90.00%	\$ -	\$ -	\$ -
\$ 850.00	90.00%	\$ -	\$ 7,649.96	\$ 7,649.96
\$ -	90.00%	\$ -	\$ -	\$ -
\$ -	90.00%	\$ -	\$ -	\$ -
\$ 1,318.77		\$ -	\$ 500,586.62	\$ 500,586.62
\$ -	90.00%	\$ -	\$ -	\$ -
\$ 7,021.45	100.00%	\$ -	\$ 86,762.48	\$ 86,762.48
\$ -	90.00%	\$ -	\$ -	\$ -
\$ -	90.00%	\$ -	\$ -	\$ -
\$ 541.93	90.00%	\$ -	\$ 2,279.73	\$ 2,279.73
\$ 7,574.16	90.00%	\$ -	\$ 68,055.45	\$ 68,055.45
\$ -	100.00%	\$ -	\$ 8,331.57	\$ 8,331.57
\$ -	90.00%	\$ -	\$ -	\$ -
\$ 15,137.54		\$ -	\$ 165,429.23	\$ 165,429.23
\$ (358.92)	90.00%	\$ -	\$ 574.03	\$ 574.03
\$ (31.80)	100.00%	\$ -	\$ 47,181.24	\$ 47,181.24
\$ 1,512.74	90.00%	\$ -	\$ 57,792.14	\$ 57,792.14
\$ -	90.00%	\$ -	\$ -	\$ -
\$ -	90.00%	\$ -	\$ -	\$ -
\$ -	90.00%	\$ -	\$ -	\$ -
\$ -	90.00%	\$ -	\$ -	\$ -
\$ -	90.00%	\$ -	\$ -	\$ -
\$ -	90.00%	\$ -	\$ -	\$ -



GENERAL FUND ACCOUNTS COVERING THE PERIOD JULY 1, 2014, to JUNE 30, 2015  
ESTIMATE OF NEEDS FOR 2015-2016

EXHIBIT "A"

2b

Schedule 4, Miscellaneous Revenue		
SOURCE	2014-2015 ACCOUNT	
	AMOUNT ESTIMATED	ACTUALLY COLLECTED
Continued from page 2a		
3220 District Attorney Reimbursement - State	\$ -	\$ -
3221 Civil Defense Reimbursement - Settlement Solomon vs Wagoner Co.	\$ -	\$ -
3222 Emergency Management Reimbursement	\$ -	\$ -
3223 Food Stamp Reimbursement	\$ -	\$ -
3224 Tick Eradication Reimbursement	\$ -	\$ -
3225 Welfare Agencies Miscellaneous	\$ -	\$ -
3226 Other -	\$ -	\$ -
3227 Other -	\$ -	\$ -
3228 Other -	\$ -	\$ -
Total State Sources	\$ 269,017.23	\$ 285,276.79
<b>4000 INTERGOVERNMENTAL REVENUES - FEDERAL SOURCES:</b>		
4111 Flood Control	\$ -	\$ 42,264.33
4112 Federal Grants	\$ -	\$ -
4113 Federal Payments in Lieu of Tax Revenues	\$ -	\$ -
4114 Bureau of Land Management	\$ -	\$ -
4115 District Attorney Reimbursement - Federal	\$ -	\$ -
4116 J.T.P.A. Salary Reimbursement	\$ -	\$ -
4117 Election Board	\$ -	\$ -
4118 Other - Fire Dept Funds	\$ 14,000.00	\$ 14,000.00
4119 Other -	\$ -	\$ -
Total Federal Sources	\$ 14,000.00	\$ 56,264.33
Grand Total Intergovernmental Revenues	\$ 818,220.97	\$ 878,063.63
<b>5000 MISCELLANEOUS REVENUE:</b>		
5111 Interest on Investments	\$ 147,989.44	\$ 144,355.77
5112 Rental or Lease of County Property	\$ -	\$ -
5113 Sale of County Property	\$ -	\$ -
5114 Royalty	\$ -	\$ -
5115 Individual Redemption	\$ -	\$ -
5116 Insurance Recoveries	\$ -	\$ 10,428.39
5117 Insurance Reimbursements	\$ -	\$ -
5118 Public Finance Authority Reimbursement	\$ -	\$ -
5119 Individual Redemption	\$ -	\$ -
5120 Printing Expense Reimbursement	\$ -	\$ -
5121 Report Checks	\$ -	\$ 230.23
5122 Mowing & Trash Reimbursement	\$ -	\$ -
5123 Refunds and Reimbursements	\$ -	\$ 13,748.75
5124 Resale Property Fund Distribution	\$ -	\$ -
5125 Estry - Sales	\$ -	\$ -
5126 Vending Machine Commissions	\$ -	\$ -
5127 Late/No File Admin Penalty	\$ -	\$ -
5128 Indian Deputy Salary Reimbursement	\$ -	\$ -
5129 Other - Deposit for Option to Purchase	\$ -	\$ -
5130 Other - Transfer from Hwy for Health Insurance and Retirement	\$ -	\$ -
5131 Other - Special Assessments	\$ -	\$ 125.00
Total Miscellaneous Revenue	\$ 147,989.44	\$ 168,888.14
<b>6000 NON-REVENUE RECEIPTS:</b>		
6111 Contributions from Other Funds	\$ -	\$ -
Grand Total General Fund	\$ 1,244,975.31	\$ 1,289,836.02

GENERAL FUND ACCOUNTS COVERING THE PERIOD JULY 1, 2014, to JUNE 30, 2015  
ESTIMATE OF NEEDS FOR 2015-2016

2014-2015 ACCOUNT OVER (UNDER)	BASIS AND LIMIT OF ENSUING ESTIMATE	2015-2016 ACCOUNT		
		CHARGEABLE INCOME	ESTIMATED BY GOVERNING BOARD	TO BE APPROVED BY EXCISE BOARD
\$ -	90.00%	\$ -	\$ -	\$ -
\$ -	90.00%	\$ -	\$ -	\$ -
\$ -	90.00%	\$ -	\$ -	\$ -
\$ -	90.00%	\$ -	\$ -	\$ -
\$ -	90.00%	\$ -	\$ -	\$ -
\$ -	90.00%	\$ -	\$ -	\$ -
\$ -	90.00%	\$ -	\$ -	\$ -
\$ -	90.00%	\$ -	\$ -	\$ -
\$ -	90.00%	\$ -	\$ -	\$ -
\$ 16,259.56		\$ -	\$ 270,976.64	\$ 270,976.64
\$ 42,264.33	90.00%	\$ -	\$ -	\$ -
\$ -	90.00%	\$ -	\$ -	\$ -
\$ -	90.00%	\$ -	\$ -	\$ -
\$ -	90.00%	\$ -	\$ -	\$ -
\$ -	90.00%	\$ -	\$ -	\$ -
\$ -	90.00%	\$ -	\$ -	\$ -
\$ -	90.00%	\$ -	\$ -	\$ -
\$ -	100.00%	\$ -	\$ 14,000.00	\$ 14,000.00
\$ -	90.00%	\$ -	\$ -	\$ -
\$ 42,264.33		\$ -	\$ 14,000.00	\$ 14,000.00
\$ 59,842.66		\$ -	\$ 785,563.26	\$ 785,563.26
\$ (3,633.67)	90.00%	\$ -	\$ 129,920.19	\$ 129,920.19
\$ -	90.00%	\$ -	\$ -	\$ -
\$ -	90.00%	\$ -	\$ -	\$ -
\$ -	90.00%	\$ -	\$ -	\$ -
\$ -	90.00%	\$ -	\$ -	\$ -
\$ 10,428.39	0.00%	\$ -	\$ -	\$ -
\$ -	90.00%	\$ -	\$ -	\$ -
\$ -	90.00%	\$ -	\$ -	\$ -
\$ -	90.00%	\$ -	\$ -	\$ -
\$ 230.23	0.00%	\$ -	\$ -	\$ -
\$ -	90.00%	\$ -	\$ -	\$ -
\$ 13,748.75	0.00%	\$ -	\$ -	\$ -
\$ -	90.00%	\$ -	\$ -	\$ -
\$ -	90.00%	\$ -	\$ -	\$ -
\$ -	90.00%	\$ -	\$ -	\$ -
\$ -	90.00%	\$ -	\$ -	\$ -
\$ -	90.00%	\$ -	\$ -	\$ -
\$ -	90.00%	\$ -	\$ -	\$ -
\$ -	90.00%	\$ -	\$ -	\$ -
\$ 125.00	0.00%	\$ -	\$ -	\$ -
\$ 20,898.70		\$ -	\$ 129,920.19	\$ 129,920.19
\$ -	90.00%	\$ -	\$ -	\$ -
\$ 44,860.71		\$ -	\$ 1,134,079.28	\$ 1,134,079.28

GENERAL FUND ACCOUNTS COVERING THE PERIOD JULY 1, 2014, to JUNE 30, 2015  
ESTIMATE OF NEEDS FOR 2015-2016

EXHIBIT "A"

3

Schedule 5, Expenditures General Fund Cash Accounts of Current and All Prior Years	
CURRENT AND ALL PRIOR YEARS	2014-2015
Cash Balance Reported to Excise Board 6-30-2014	\$ -
Cash Fund Balance Transferred Out	\$ 21,000.00
Cash Fund Balance Transferred In	\$ 2,062,010.51
Adjusted Cash Balance	\$ 2,041,010.51
Ad Valorem Tax Apportioned To Year In Caption	\$ 4,687,795.95
Miscellaneous Revenue (Schedule 4)	\$ 1,289,836.02
Cash Fund Balance Forward From Preceding Year	\$ 155,135.89
Prior Expenditures Recovered	\$ -
<b>TOTAL RECEIPTS</b>	<b>\$ 6,132,767.86</b>
<b>TOTAL RECEIPTS AND BALANCE</b>	<b>\$ 8,173,778.37</b>
Warrants of Year in Caption	\$ 5,840,827.00
Interest Paid Thereon	\$ -
<b>TOTAL DISBURSEMENTS</b>	<b>\$ 5,840,827.00</b>
<b>CASH BALANCE JUNE 30, 2015</b>	<b>\$ 2,332,951.37</b>
Reserve for Warrants Outstanding	\$ 336,804.44
Reserve for Interest on Warrants	\$ -
Reserves From Schedule 8	\$ 95,607.36
<b>TOTAL LIABILITES AND RESERVE</b>	<b>\$ 432,411.80</b>
DEFICIT: (Red Figure)	\$ -
<b>CASH BALANCE FORWARD TO SUCCEEDING YEAR</b>	<b>\$ 1,900,539.57</b>

Schedule 6, General Fund Warrant Account of Current and All Prior Years	
CURRENT AND ALL PRIOR YEARS	TOTAL
Warrants Outstanding 6-30-2014 of Year in Caption	\$ 271,894.18
Warrants Registered During Year	\$ 6,228,617.18
<b>TOTAL</b>	<b>\$ 6,500,511.36</b>
Warrants Paid During Year	\$ 6,163,576.93
Warrants Converted to Bonds or Judgments	\$ -
Warrants Cancelled	\$ -
Warrants Stopped by Statute	\$ 129.99
<b>TOTAL WARRANTS RETIRED</b>	<b>\$ 6,163,706.92</b>
<b>BALANCE WARRANTS OUTSTANDING JUNE 30, 2015</b>	<b>\$ 336,804.44</b>

Schedule 7, 2014 Ad Valorem Tax Account			
2014 Net Valuation Certified To County Excise Board	470,461,281.00	10.310 Mills	Amount
Total Proceeds of Levy as Certified			\$ 4,850,455.81
Additions:			\$ -
Deductions:			\$ -
Gross Balance Tax			\$ 4,850,455.81
Less Reserve for Delinquent Tax			\$ 440,950.53
Reserve for Protest Pending			\$ -
Balance Available Tax			\$ 4,409,505.28
Deduct 2014 Tax Apportioned			\$ 4,687,795.95
Net Balance 2014 Tax in Process of Collection or			\$ -
Excess Collections			\$ 278,290.67

S.A.&I. Form 2631R97 Entity: Wagoner County, 73

See Accountant's Report

Thursday, October 22, 2015



GENERAL FUND ACCOUNTS COVERING THE PERIOD JULY 1, 2014, to JUNE 30, 2015  
ESTIMATE OF NEEDS FOR 2015-2016

EXHIBIT "A"

4a

Schedule 8(a), Report Of Prior Year's Expenditures				
DEPARTMENTS OF GOVERNMENT APPROPRIATED ACCOUNTS	FISCAL YEAR ENDING JUNE 30, 2014			ORIGINAL APPROPRIATIONS
	RESERVES	WARRANTS	BALANCE	
	6-30-2014	SINCE ISSUED	LAPSED APPROPRIATIONS	
<b>01 DISTRICT ATTORNEY - STATE:</b>				
01a Personal Services	\$ -	\$ -	\$ -	\$ -
01b Part Time Help	\$ -	\$ -	\$ -	\$ -
01c Travel	\$ -	\$ -	\$ -	\$ -
01d Maintenance and Operation	\$ -	\$ -	\$ -	\$ -
01e Capital Outlay	\$ -	\$ -	\$ -	\$ -
01f Intergovernmental	\$ -	\$ -	\$ -	\$ -
01g Other-	\$ -	\$ -	\$ -	\$ -
01 Total	\$ -	\$ -	\$ -	\$ -
<b>02 DISTRICT ATTORNEY - COUNTY:</b>				
02a Personal Services	\$ -	\$ -	\$ -	\$ -
02b Part Time Help	\$ -	\$ -	\$ -	\$ -
02c Travel	\$ -	\$ -	\$ -	\$ -
02d Maintenance and Operation	\$ -	\$ -	\$ -	\$ -
02e Capital Outlay	\$ -	\$ -	\$ -	\$ -
02f Intergovernmental	\$ -	\$ -	\$ -	\$ -
02g Law Library	\$ -	\$ -	\$ -	\$ -
02h Other-	\$ -	\$ -	\$ -	\$ -
02 Total	\$ -	\$ -	\$ -	\$ -
<b>04 COUNTY SHERIFF:</b>				
04a Personal Services	\$ 717.32	\$ -	\$ 717.32	\$ 2,044,975.28
04b Part Time Help	\$ -	\$ -	\$ -	\$ -
04c Travel	\$ -	\$ -	\$ -	\$ 20,000.00
04d Maintenance and Operation	\$ 250.00	\$ -	\$ 250.00	\$ 10.00
04e Capital Outlay	\$ -	\$ -	\$ -	\$ -
04f Intergovernmental	\$ -	\$ -	\$ -	\$ -
04g Sheriff's Fees	\$ -	\$ -	\$ -	\$ -
04h Board of Prisoners	\$ -	\$ -	\$ -	\$ -
04i Other -	\$ -	\$ -	\$ -	\$ -
04 Total	\$ 967.32	\$ -	\$ 967.32	\$ 2,064,985.28
<b>06 COUNTY TREASURER:</b>				
06a Personal Services	\$ -	\$ -	\$ -	\$ 63,000.00
06b Part Time Help	\$ -	\$ -	\$ -	\$ 1.00
06c Travel	\$ -	\$ -	\$ -	\$ 5,200.00
06d Maintenance and Operation	\$ 100.00	\$ 50.00	\$ 50.00	\$ 1.00
06e Capital Outlay	\$ -	\$ -	\$ -	\$ 40.00
06f Intergovernmental	\$ -	\$ -	\$ -	\$ -
06g Other -	\$ -	\$ -	\$ -	\$ -
06 Total	\$ 100.00	\$ 50.00	\$ 50.00	\$ 68,242.00
<b>08 COUNTY COMMISSIONERS:</b>				
08a Personal Services	\$ -	\$ -	\$ -	\$ 187,500.00
08b Part Time Help	\$ -	\$ -	\$ -	\$ -
08c Travel	\$ 300.00	\$ -	\$ 300.00	\$ 27,000.00
08d Maintenance and Operation	\$ -	\$ -	\$ -	\$ -
08e Capital Outlay	\$ -	\$ -	\$ -	\$ -
08f Intergovernmental	\$ -	\$ -	\$ -	\$ -
08g Other -	\$ -	\$ -	\$ -	\$ -
08 Total	\$ 300.00	\$ -	\$ 300.00	\$ 214,500.00



GENERAL FUND ACCOUNTS COVERING THE PERIOD JULY 1, 2014, to JUNE 30, 2015  
ESTIMATE OF NEEDS FOR 2015-2016

EXHIBIT "A"

4b

Schedule 8(b), Report Of Prior Year's Expenditures				
DEPARTMENTS OF GOVERNMENT APPROPRIATED ACCOUNTS	FISCAL YEAR ENDING JUNE 30, 2014			
	RESERVES	WARRANTS	BALANCE	ORIGINAL
	6-30-2014	SINCE ISSUED	LAPSED APPROPRIATIONS	APPROPRIATIONS
<b>09 O.S.U. EXTENSION:</b>				
09a Personal Services	\$ -	\$ -	\$ -	\$ 80,844.00
09b Part Time Help	\$ -	\$ -	\$ -	\$ -
09c Travel	\$ 924.35	\$ 911.60	\$ 12.75	\$ 19,100.00
09d Maintenance and Operation	\$ 3,547.18	\$ 3,522.16	\$ 25.02	\$ 20,913.00
09e Capital Outlay	\$ -	\$ -	\$ -	\$ -
09f Intergovernmental	\$ -	\$ -	\$ -	\$ -
09g Other -	\$ -	\$ -	\$ -	\$ -
09 Total	\$ 4,471.53	\$ 4,433.76	\$ 37.77	\$ 120,857.00
<b>10 COUNTY CLERK:</b>				
10a Personal Services	\$ -	\$ -	\$ -	\$ 431,500.00
10b Part Time Help	\$ -	\$ -	\$ -	\$ -
10c Travel	\$ -	\$ -	\$ -	\$ 12,000.00
10d Maintenance and Operation	\$ 1,231.00	\$ 1,117.49	\$ 113.51	\$ 30,000.00
10e Capital Outlay	\$ -	\$ -	\$ -	\$ 2,000.00
10f Intergovernmental	\$ -	\$ -	\$ -	\$ -
10g Lien Fees	\$ -	\$ -	\$ -	\$ -
010h Other -	\$ -	\$ -	\$ -	\$ -
10 Total	\$ 1,231.00	\$ 1,117.49	\$ 113.51	\$ 475,500.00
<b>14 COURT CLERK:</b>				
14a Personal Services	\$ -	\$ -	\$ -	\$ 193,500.00
14b Part Time Help	\$ -	\$ -	\$ -	\$ -
14c Travel	\$ -	\$ -	\$ -	\$ 7,000.00
14d Maintenance and Operation	\$ 140.00	\$ 48.75	\$ 91.25	\$ 23,000.00
14e Capital Outlay	\$ -	\$ -	\$ -	\$ -
14f Intergovernmental	\$ -	\$ -	\$ -	\$ -
14g Other -	\$ -	\$ -	\$ -	\$ -
14 Total	\$ 140.00	\$ 48.75	\$ 91.25	\$ 223,500.00
<b>16 COUNTY ASSESSOR:</b>				
16a Personal Services	\$ -	\$ -	\$ -	\$ 220,018.84
16b Part Time Help	\$ -	\$ -	\$ -	\$ -
16c Travel	\$ -	\$ -	\$ -	\$ 12,000.00
16d Maintenance and Operation	\$ 2,344.45	\$ 2,292.80	\$ 51.65	\$ 28,000.00
16e Capital Outlay	\$ 6,678.23	\$ 6,678.23	\$ -	\$ 7,000.00
16f Intergovernmental	\$ -	\$ -	\$ -	\$ -
16g Other -	\$ -	\$ -	\$ -	\$ -
16h Other -	\$ -	\$ -	\$ -	\$ -
16 Total	\$ 9,022.68	\$ 8,971.03	\$ 51.65	\$ 267,018.84
<b>17 REVALUATION OF REAL PROPERTY:</b>				
17a Personal Services	\$ -	\$ -	\$ -	\$ 370,000.00
17b Part Time Help	\$ -	\$ -	\$ -	\$ 12,564.00
17c Travel	\$ 850.00	\$ 206.75	\$ 643.25	\$ 17,000.00
17d Maintenance and Operation	\$ 2,532.39	\$ 1,054.39	\$ 1,478.00	\$ 82,000.00
17e Capital Outlay	\$ -	\$ -	\$ -	\$ 45,000.00
17f Intergovernmental	\$ -	\$ -	\$ -	\$ -
17g Benefits	\$ -	\$ -	\$ -	\$ 105,600.00
17h TASC Contract	\$ -	\$ -	\$ -	\$ 32,500.00
17 Total	\$ 3,382.39	\$ 1,261.14	\$ 2,121.25	\$ 664,664.00

GENERAL FUND ACCOUNTS COVERING THE PERIOD JULY 1, 2014, to JUNE 30, 2015  
ESTIMATE OF NEEDS FOR 2015-2016

FISCAL YEAR ENDING JUNE 30, 2015					Governmental Budget Accounts FISCAL YEAR 2015-2016		
SUPPLEMENTAL ADJUSTMENTS		NET AMOUNT OF APPROPRIATIONS	WARRANTS ISSUED	RESERVES	LAPSED BALANCE KNOWN TO BE UNENCUMBERED	NEEDS AS PRESENTED TO GOVERNING BOARD	TO BE APPROVED BY COUNTY EXCISE BOARD
ADDED	CANCELLED						
\$ -	\$ 6,000.00	\$ 74,844.00	\$ 61,636.00	\$ -	\$ 13,208.00	\$ 81,924.00	\$ 5,628.00
\$ -	\$ -	\$ -	\$ -	\$ -	\$ -	\$ -	\$ -
\$ 5,474.45	\$ -	\$ 24,574.45	\$ 22,136.88	\$ 1,400.00	\$ 1,037.57	\$ 19,600.00	\$ 8,250.00
\$ 525.55	\$ -	\$ 21,438.55	\$ 11,322.77	\$ 7,163.82	\$ 2,951.96	\$ 20,413.00	\$ 8,250.00
\$ -	\$ -	\$ -	\$ -	\$ -	\$ -	\$ 1.00	\$ 1.00
\$ -	\$ -	\$ -	\$ -	\$ -	\$ -	\$ -	\$ -
\$ -	\$ -	\$ -	\$ -	\$ -	\$ -	\$ -	\$ -
\$ 6,000.00	\$ 6,000.00	\$ 120,857.00	\$ 95,095.65	\$ 8,563.82	\$ 17,197.53	\$ 121,938.00	\$ 22,129.00
\$ -	\$ -	\$ 431,500.00	\$ 404,113.33	\$ -	\$ 27,386.67	\$ 431,500.00	\$ 431,500.00
\$ -	\$ -	\$ -	\$ -	\$ -	\$ -	\$ -	\$ -
\$ -	\$ -	\$ 12,000.00	\$ 10,309.46	\$ 570.00	\$ 1,120.54	\$ 12,000.00	\$ 12,000.00
\$ -	\$ -	\$ 30,000.00	\$ 23,550.11	\$ 1,530.76	\$ 4,919.13	\$ 30,000.00	\$ 30,000.00
\$ -	\$ -	\$ 2,000.00	\$ 1,999.66	\$ -	\$ 0.34	\$ 2,000.00	\$ 2,000.00
\$ -	\$ -	\$ -	\$ -	\$ -	\$ -	\$ -	\$ -
\$ -	\$ -	\$ -	\$ -	\$ -	\$ -	\$ -	\$ -
\$ -	\$ -	\$ -	\$ -	\$ -	\$ -	\$ -	\$ -
\$ -	\$ -	\$ 475,500.00	\$ 439,972.56	\$ 2,100.76	\$ 33,426.68	\$ 475,500.00	\$ 475,500.00
\$ -	\$ -	\$ 193,500.00	\$ 185,372.22	\$ -	\$ 8,127.78	\$ 185,324.67	\$ 185,624.67
\$ -	\$ -	\$ -	\$ -	\$ -	\$ -	\$ -	\$ -
\$ 500.00	\$ -	\$ 7,500.00	\$ 7,187.45	\$ 35.00	\$ 277.55	\$ 7,500.00	\$ 7,500.00
\$ -	\$ 500.00	\$ 22,500.00	\$ 20,668.36	\$ 1,440.00	\$ 391.64	\$ 23,500.00	\$ 23,500.00
\$ -	\$ -	\$ -	\$ -	\$ -	\$ -	\$ -	\$ -
\$ -	\$ -	\$ -	\$ -	\$ -	\$ -	\$ -	\$ -
\$ -	\$ -	\$ -	\$ -	\$ -	\$ -	\$ -	\$ -
\$ 500.00	\$ 500.00	\$ 223,500.00	\$ 213,228.03	\$ 1,475.00	\$ 8,796.97	\$ 216,324.67	\$ 216,624.67
\$ -	\$ -	\$ 220,018.84	\$ 181,067.38	\$ -	\$ 38,951.46	\$ 220,018.84	\$ 220,018.84
\$ -	\$ -	\$ -	\$ -	\$ -	\$ -	\$ -	\$ -
\$ -	\$ -	\$ 12,000.00	\$ 10,209.55	\$ 675.00	\$ 1,115.45	\$ 12,000.00	\$ 12,000.00
\$ -	\$ -	\$ 28,000.00	\$ 23,101.50	\$ 3,869.52	\$ 1,028.98	\$ 28,000.00	\$ 28,000.00
\$ -	\$ -	\$ 7,000.00	\$ -	\$ -	\$ 7,000.00	\$ 7,000.00	\$ 7,000.00
\$ -	\$ -	\$ -	\$ -	\$ -	\$ -	\$ -	\$ -
\$ -	\$ -	\$ -	\$ -	\$ -	\$ -	\$ -	\$ -
\$ -	\$ -	\$ -	\$ -	\$ -	\$ -	\$ -	\$ -
\$ -	\$ -	\$ 267,018.84	\$ 214,378.43	\$ 4,544.52	\$ 48,095.89	\$ 267,018.84	\$ 267,018.84
\$ -	\$ -	\$ 370,000.00	\$ 305,810.19	\$ -	\$ 64,189.81	\$ 370,000.00	\$ 370,000.00
\$ -	\$ -	\$ 12,564.00	\$ 9,022.94	\$ -	\$ 3,541.06	\$ 12,564.00	\$ 12,564.00
\$ -	\$ -	\$ 17,000.00	\$ 5,585.24	\$ 883.00	\$ 10,531.76	\$ 17,000.00	\$ 17,000.00
\$ 10,000.00	\$ -	\$ 92,000.00	\$ 88,514.84	\$ 437.62	\$ 3,047.54	\$ 92,000.00	\$ 92,000.00
\$ -	\$ 10,000.00	\$ 35,000.00	\$ 28,535.74	\$ 4,375.00	\$ 2,089.26	\$ 35,000.00	\$ 35,000.00
\$ -	\$ -	\$ -	\$ -	\$ -	\$ -	\$ -	\$ -
\$ -	\$ -	\$ 105,600.00	\$ 75,102.81	\$ -	\$ 30,497.19	\$ 105,600.00	\$ 105,600.00
\$ -	\$ -	\$ 32,500.00	\$ 32,500.00	\$ -	\$ -	\$ 32,500.00	\$ 32,500.00
\$ 10,000.00	\$ 10,000.00	\$ 664,664.00	\$ 545,071.76	\$ 5,695.62	\$ 113,896.62	\$ 664,664.00	\$ 664,664.00



GENERAL FUND ACCOUNTS COVERING THE PERIOD JULY 1, 2014, to JUNE 30, 2015  
ESTIMATE OF NEEDS FOR 2015-2016

EXHIBIT "A"

4c

Schedule 8(c), Report Of Prior Year's Expenditures				
DEPARTMENTS OF GOVERNMENT APPROPRIATED ACCOUNTS	FISCAL YEAR ENDING JUNE 30, 2014			ORIGINAL APPROPRIATIONS
	RESERVES	WARRANTS	BALANCE	
	6-30-2014	SINCE ISSUED	LAPSED APPROPRIATIONS	
<b>18 JUVENILE SHELTER BUREAU:</b>				
18a Personal Services	\$ -	\$ -	\$ -	\$ -
18b Part Time Help	\$ -	\$ -	\$ -	\$ -
18c Travel	\$ -	\$ -	\$ -	\$ -
18d Maintenance and Operation	\$ -	\$ -	\$ -	\$ -
18e Capital Outlay	\$ -	\$ -	\$ -	\$ -
18f Intergovernmental	\$ -	\$ -	\$ -	\$ -
18g Other -	\$ -	\$ -	\$ -	\$ -
18 Total	\$ -	\$ -	\$ -	\$ -
<b>19 DISTRICT COURT:</b>				
19a Personal Services	\$ -	\$ -	\$ -	\$ -
19b Part Time Help	\$ -	\$ -	\$ -	\$ -
19c Travel	\$ -	\$ -	\$ -	\$ -
19d Maintenance and Operation	\$ -	\$ -	\$ -	\$ -
19e Capital Outlay	\$ -	\$ -	\$ -	\$ -
19f Intergovernmental	\$ -	\$ -	\$ -	\$ -
19g Other -	\$ -	\$ -	\$ -	\$ -
19 Total	\$ -	\$ -	\$ -	\$ -
<b>20 GENERAL GOVERNMENT</b>				
20a Personal Services	\$ -	\$ -	\$ -	\$ 130,000.00
20b Part Time Help	\$ -	\$ -	\$ -	\$ -
20c Travel	\$ -	\$ -	\$ -	\$ -
20d Maintenance and Operation	\$ 30,641.14	\$ 28,531.06	\$ 2,110.08	\$ 370,000.00
20e Capital Outlay	\$ 800.00	\$ 1,722.32	\$ (922.32)	\$ 1,021,416.87
20f Intergovernmental	\$ -	\$ -	\$ -	\$ -
20g Charity	\$ -	\$ -	\$ -	\$ 1,500.00
20h Courthouse Security	\$ -	\$ -	\$ -	\$ 119,900.00
20i Other -	\$ -	\$ -	\$ -	\$ -
20j Other -	\$ -	\$ -	\$ -	\$ -
20 Total	\$ 31,441.14	\$ 30,253.38	\$ 1,187.76	\$ 1,642,816.87
<b>21 EXCISE - EQUALIZATION BOARD:</b>				
21a Personal Services	\$ -	\$ -	\$ -	\$ 7,000.00
21b Part Time Help	\$ -	\$ -	\$ -	\$ -
21c Travel	\$ -	\$ -	\$ -	\$ -
21d Maintenance and Operation	\$ 140.00	\$ -	\$ 140.00	\$ 200.00
21e Capital Outlay	\$ -	\$ -	\$ -	\$ -
21f Intergovernmental	\$ -	\$ -	\$ -	\$ -
21g Other -	\$ -	\$ -	\$ -	\$ -
21 Total	\$ 140.00	\$ -	\$ 140.00	\$ 7,200.00
<b>22 COUNTY ELECTION EXPENSE:</b>				
22a Personal Services	\$ -	\$ -	\$ -	\$ 146,250.00
22b Part Time Help	\$ -	\$ -	\$ -	\$ 8,000.00
22c Travel	\$ 562.50	\$ 396.96	\$ 165.54	\$ 1,750.00
22d Maintenance and Operation	\$ 3,299.00	\$ 2,974.22	\$ 324.78	\$ 18,000.00
22e Capital Outlay	\$ -	\$ -	\$ -	\$ 1,500.00
22f Intergovernmental	\$ -	\$ -	\$ -	\$ -
22g Other -	\$ -	\$ -	\$ -	\$ -
22 Total	\$ 3,861.50	\$ 3,371.18	\$ 490.32	\$ 175,500.00



GENERAL FUND ACCOUNTS COVERING THE PERIOD JULY 1, 2014, to JUNE 30, 2015  
ESTIMATE OF NEEDS FOR 2015-2016

EXHIBIT "A"

4d

Schedule 8(d), Report Of Prior Year's Expenditures				
DEPARTMENTS OF GOVERNMENT APPROPRIATED ACCOUNTS	FISCAL YEAR ENDING JUNE 30, 2014			
	RESERVES	WARRANTS	BALANCE	ORIGINAL
	6-30-2014	SINCE ISSUED	LAPSED APPROPRIATIONS	APPROPRIATIONS
<b>23 INSURANCE - BENEFITS:</b>				
23a Hospital	\$ 3,193.36	\$ -	\$ 3,193.36	\$ 703,000.00
23b Accident	\$ -	\$ -	\$ -	\$ -
23c Life	\$ -	\$ -	\$ -	\$ -
23d Matching Retirement Inv	\$ -	\$ -	\$ -	\$ -
23e Workman's Compensation	\$ -	\$ -	\$ -	\$ -
23f Unemployment	\$ -	\$ -	\$ -	\$ 40,000.00
23g Retirement	\$ -	\$ -	\$ -	\$ 760,000.00
23h Self Insured	\$ -	\$ -	\$ -	\$ -
23i FICA	\$ -	\$ -	\$ -	\$ -
23j Matching	\$ -	\$ -	\$ -	\$ 10,000.00
23 Total	\$ 3,193.36	\$ -	\$ 3,193.36	\$ 1,513,000.00
<b>24 COUNTY PURCHASING AGENT:</b>				
24a Personal Services	\$ -	\$ -	\$ -	\$ 44,000.00
24b Part Time Help	\$ -	\$ -	\$ -	\$ -
24c Travel	\$ 166.88	\$ 166.88	\$ -	\$ 1,000.00
24d Maintenance and Operation	\$ 1,025.00	\$ 954.27	\$ 70.73	\$ 4,000.00
24e Capital Outlay	\$ -	\$ -	\$ -	\$ 1,000.00
24f Intergovernmental	\$ -	\$ -	\$ -	\$ -
24g Other -	\$ -	\$ -	\$ -	\$ -
24 Total	\$ 1,191.88	\$ 1,121.15	\$ 70.73	\$ 50,000.00
<b>25 DATA PROCESSING:</b>				
25a Personal Services	\$ -	\$ -	\$ -	\$ -
25b Part Time Help	\$ -	\$ -	\$ -	\$ -
25c Travel	\$ -	\$ -	\$ -	\$ -
25d Maintenance and Operation	\$ -	\$ -	\$ -	\$ -
25e Capital Outlay	\$ -	\$ -	\$ -	\$ -
25f Intergovernmental	\$ -	\$ -	\$ -	\$ -
25g Other -	\$ -	\$ -	\$ -	\$ -
25 Total	\$ -	\$ -	\$ -	\$ -
<b>26 COUNTY SUPT. OF HEALTH</b>				
26a Personal Services	\$ -	\$ -	\$ -	\$ -
26b Part Time Help	\$ -	\$ -	\$ -	\$ -
26c Travel	\$ -	\$ -	\$ -	\$ -
26d Maintenance and Operation	\$ -	\$ -	\$ -	\$ -
26e Capital Outlay	\$ -	\$ -	\$ -	\$ -
26f Intergovernmental	\$ -	\$ -	\$ -	\$ -
26g Other -	\$ -	\$ -	\$ -	\$ -
26 Total	\$ -	\$ -	\$ -	\$ -
<b>27 WELFARE AGENCIES:</b>				
27a Personal Services	\$ -	\$ -	\$ -	\$ -
27b Part Time Help	\$ -	\$ -	\$ -	\$ -
27c Travel	\$ -	\$ -	\$ -	\$ -
27d Maintenance and Operation	\$ -	\$ -	\$ -	\$ -
27e Capital Outlay	\$ -	\$ -	\$ -	\$ -
27f Intergovernmental	\$ -	\$ -	\$ -	\$ -
27g Other -	\$ -	\$ -	\$ -	\$ -
27 Total	\$ -	\$ -	\$ -	\$ -



GENERAL FUND ACCOUNTS COVERING THE PERIOD JULY 1, 2014, to JUNE 30, 2015  
ESTIMATE OF NEEDS FOR 2015-2016

EXHIBIT "A"

4e

Schedule 8(e), Report Of Prior Year's Expenditures				
DEPARTMENTS OF GOVERNMENT APPROPRIATED ACCOUNTS	FISCAL YEAR ENDING JUNE 30, 2014			ORIGINAL APPROPRIATIONS
	RESERVES 6-30-2014	WARRANTS SINCE ISSUED	BALANCE LAPSED APPROPRIATIONS	
<b>28 CHARITY:</b>				
28a Personal Services	\$ -	\$ -	\$ -	\$ -
28b Part Time Help	\$ -	\$ -	\$ -	\$ -
28c Travel	\$ -	\$ -	\$ -	\$ -
28d Maintenance and Operation	\$ -	\$ -	\$ -	\$ -
28e Capital Outlay	\$ -	\$ -	\$ -	\$ -
28f Intergovernmental	\$ -	\$ -	\$ -	\$ -
28g Other -	\$ -	\$ -	\$ -	\$ -
28 Total	\$ -	\$ -	\$ -	\$ -
<b>29 FIRE FIGHTING SERVICES:</b>				
29a Personal Services	\$ -	\$ -	\$ -	\$ -
29b Part Time Help	\$ -	\$ -	\$ -	\$ -
29c Travel	\$ -	\$ -	\$ -	\$ -
29d Maintenance and Operation	\$ -	\$ -	\$ -	\$ -
29e Capital Outlay	\$ -	\$ -	\$ -	\$ -
29f Intergovernmental	\$ -	\$ -	\$ -	\$ -
29g Equipment Lease Rentals	\$ -	\$ -	\$ -	\$ -
29h Other -	\$ -	\$ -	\$ -	\$ -
29i Other -	\$ -	\$ -	\$ -	\$ -
29 Total	\$ -	\$ -	\$ -	\$ -
<b>30 RECORDING ACCOUNT:</b>				
30a Personal Services	\$ -	\$ -	\$ -	\$ -
30b Part Time Help	\$ -	\$ -	\$ -	\$ -
30c Travel	\$ -	\$ -	\$ -	\$ -
30d Maintenance and Operation	\$ -	\$ -	\$ -	\$ -
30e Capital Outlay	\$ -	\$ -	\$ -	\$ -
30f Intergovernmental	\$ -	\$ -	\$ -	\$ -
30g Other -	\$ -	\$ -	\$ -	\$ -
30 Total	\$ -	\$ -	\$ -	\$ -
<b>31 COUNTY ENGINEER:</b>				
31a Personal Services	\$ -	\$ -	\$ -	\$ -
31b Part Time Help	\$ -	\$ -	\$ -	\$ -
31c Travel	\$ -	\$ -	\$ -	\$ -
31d Maintenance and Operation	\$ -	\$ -	\$ -	\$ -
31e Capital Outlay	\$ -	\$ -	\$ -	\$ -
31f Intergovernmental	\$ -	\$ -	\$ -	\$ -
31g Other -	\$ -	\$ -	\$ -	\$ -
31h Other -	\$ -	\$ -	\$ -	\$ -
31 Total	\$ -	\$ -	\$ -	\$ -
<b>32 LIBRARY:</b>				
32a Personal Services	\$ -	\$ -	\$ -	\$ -
32b Part Time Help	\$ -	\$ -	\$ -	\$ -
32c Travel	\$ -	\$ -	\$ -	\$ -
32d Maintenance and Operation	\$ -	\$ -	\$ -	\$ -
32e Capital Outlay	\$ -	\$ -	\$ -	\$ -
32f Intergovernmental	\$ -	\$ -	\$ -	\$ -
32g Other -	\$ -	\$ -	\$ -	\$ -
32 Total	\$ -	\$ -	\$ -	\$ -



GENERAL FUND ACCOUNTS COVERING THE PERIOD JULY 1, 2014, to JUNE 30, 2015  
ESTIMATE OF NEEDS FOR 2015-2016

EXHIBIT "A"

4f

Schedule 8(f), Report Of Prior Year's Expenditures				
DEPARTMENTS OF GOVERNMENT APPROPRIATED ACCOUNTS	FISCAL YEAR ENDING JUNE 30, 2014			
	RESERVES	WARRANTS	BALANCE	ORIGINAL
	6-30-2014	SINCE ISSUED	LAPSED APPROPRIATIONS	APPROPRIATIONS
<b>33 PUBLIC DEFENDER:</b>				
33a Personal Services	\$ -	\$ -	\$ -	\$ -
33b Part Time Help	\$ -	\$ -	\$ -	\$ -
33c Travel	\$ -	\$ -	\$ -	\$ -
33d Maintenance and Operation	\$ -	\$ -	\$ -	\$ -
33e Capital Outlay	\$ -	\$ -	\$ -	\$ -
33f Intergovernmental	\$ -	\$ -	\$ -	\$ -
33g Other -	\$ -	\$ -	\$ -	\$ -
33h Other -	\$ -	\$ -	\$ -	\$ -
33 Total	\$ -	\$ -	\$ -	\$ -
<b>34 CIVIL DEFENSE:</b>				
34a Personal Services	\$ -	\$ -	\$ -	\$ -
34b Part Time Help	\$ -	\$ -	\$ -	\$ -
34c Travel	\$ -	\$ -	\$ -	\$ -
34d Maintenance and Operation	\$ -	\$ -	\$ -	\$ -
34e Capital Outlay	\$ -	\$ -	\$ -	\$ -
34f Intergovernmental	\$ -	\$ -	\$ -	\$ -
34g Other -	\$ -	\$ -	\$ -	\$ -
34 Total	\$ -	\$ -	\$ -	\$ -
<b>36 SOLID WASTE:</b>				
36a Personal Services	\$ -	\$ -	\$ -	\$ -
36b Part Time Help	\$ -	\$ -	\$ -	\$ -
36c Travel	\$ -	\$ -	\$ -	\$ -
36d Maintenance and Operation	\$ -	\$ -	\$ -	\$ -
36e Capital Outlay	\$ -	\$ -	\$ -	\$ -
36f Intergovernmental	\$ -	\$ -	\$ -	\$ -
36g Other -	\$ -	\$ -	\$ -	\$ -
36h Other -	\$ -	\$ -	\$ -	\$ -
36 Total	\$ -	\$ -	\$ -	\$ -
<b>38 SOIL CONSERVATION DISTRICT:</b>				
38a Personal Services	\$ -	\$ -	\$ -	\$ -
38b Part Time Help	\$ -	\$ -	\$ -	\$ -
38c Travel	\$ -	\$ -	\$ -	\$ -
38d Maintenance and Operation	\$ -	\$ -	\$ -	\$ -
38e Capital Outlay	\$ -	\$ -	\$ -	\$ -
38f Intergovernmental	\$ -	\$ -	\$ -	\$ -
38g Other -	\$ -	\$ -	\$ -	\$ -
38h Other -	\$ -	\$ -	\$ -	\$ -
38 Total	\$ -	\$ -	\$ -	\$ -
<b>40 REWARD FUND:</b>				
40a Personal Services	\$ -	\$ -	\$ -	\$ -
40b Part Time Help	\$ -	\$ -	\$ -	\$ -
40c Travel	\$ -	\$ -	\$ -	\$ -
40d Maintenance and Operation	\$ -	\$ -	\$ -	\$ -
40e Capital Outlay	\$ -	\$ -	\$ -	\$ -
40f Intergovernmental	\$ -	\$ -	\$ -	\$ -
40g Other -	\$ -	\$ -	\$ -	\$ -
40 Total	\$ -	\$ -	\$ -	\$ -





GENERAL FUND ACCOUNTS COVERING THE PERIOD JULY 1, 2014, to JUNE 30, 2015  
ESTIMATE OF NEEDS FOR 2015-2016

EXHIBIT "A"

4g

Schedule 8(g), Report Of Prior Year's Expenditures				
DEPARTMENTS OF GOVERNMENT APPROPRIATED ACCOUNTS	FISCAL YEAR ENDING JUNE 30, 2014			ORIGINAL APPROPRIATIONS
	RESERVES	WARRANTS	BALANCE	
	6-30-2014	SINCE ISSUED	LAPSED APPROPRIATIONS	
60				
60a Personal Services	\$ -	\$ -	\$ -	\$ -
60b Part Time Help	\$ -	\$ -	\$ -	\$ -
60c Travel	\$ -	\$ -	\$ -	\$ -
60d Maintenance and Operation	\$ -	\$ -	\$ -	\$ -
60e Capital Outlay	\$ -	\$ -	\$ -	\$ -
60f Intergovernmental	\$ -	\$ -	\$ -	\$ -
60g Other -	\$ -	\$ -	\$ -	\$ -
60h Other -	\$ -	\$ -	\$ -	\$ -
60 Total	\$ -	\$ -	\$ -	\$ -
61				
61a Personal Services	\$ -	\$ -	\$ -	\$ -
61b Part Time Help	\$ -	\$ -	\$ -	\$ -
61c Travel	\$ -	\$ -	\$ -	\$ -
61d Maintenance and Operation	\$ -	\$ -	\$ -	\$ -
61e Capital Outlay	\$ -	\$ -	\$ -	\$ -
61f Intergovernmental	\$ -	\$ -	\$ -	\$ -
61g Other -	\$ -	\$ -	\$ -	\$ -
61h Other -	\$ -	\$ -	\$ -	\$ -
61 Total	\$ -	\$ -	\$ -	\$ -
62				
62a Personal Services	\$ -	\$ -	\$ -	\$ -
62b Part Time Help	\$ -	\$ -	\$ -	\$ -
62c Travel	\$ -	\$ -	\$ -	\$ -
62d Maintenance and Operation	\$ -	\$ -	\$ -	\$ -
62e Capital Outlay	\$ -	\$ -	\$ -	\$ -
62f Intergovernmental	\$ -	\$ -	\$ -	\$ -
62g Other -	\$ -	\$ -	\$ -	\$ -
62h Other -	\$ -	\$ -	\$ -	\$ -
62 Total	\$ -	\$ -	\$ -	\$ -
63				
63a Personal Services	\$ -	\$ -	\$ -	\$ -
63b Part Time Help	\$ -	\$ -	\$ -	\$ -
63c Travel	\$ -	\$ -	\$ -	\$ -
63d Maintenance and Operation	\$ -	\$ -	\$ -	\$ -
63e Capital Outlay	\$ -	\$ -	\$ -	\$ -
63f Intergovernmental	\$ -	\$ -	\$ -	\$ -
63g Other -	\$ -	\$ -	\$ -	\$ -
63 Total	\$ -	\$ -	\$ -	\$ -
64				
64a Personal Services	\$ -	\$ -	\$ -	\$ -
64b Part Time Help	\$ -	\$ -	\$ -	\$ -
64c Travel	\$ -	\$ -	\$ -	\$ -
64d Maintenance and Operation	\$ -	\$ -	\$ -	\$ -
64e Capital Outlay	\$ -	\$ -	\$ -	\$ -
64f Intergovernmental	\$ -	\$ -	\$ -	\$ -
64g Other -	\$ -	\$ -	\$ -	\$ -
64 Total	\$ -	\$ -	\$ -	\$ -



GENERAL FUND ACCOUNTS COVERING THE PERIOD JULY 1, 2014, to JUNE 30, 2015  
ESTIMATE OF NEEDS FOR 2015-2016

EXHIBIT "A"

4h

Schedule 8(h), Report Of Prior Year's Expenditures				
DEPARTMENTS OF GOVERNMENT APPROPRIATED ACCOUNTS	FISCAL YEAR ENDING JUNE 30, 2014			ORIGINAL APPROPRIATIONS
	RESERVES 6-30-2014	WARRANTS SINCE ISSUED	BALANCE LAPSED APPROPRIATIONS	
65				
65a Personal Services	\$ -	\$ -	\$ -	\$ -
65b Part Time Help	\$ -	\$ -	\$ -	\$ -
65c Travel	\$ -	\$ -	\$ -	\$ -
65d Maintenance and Operation	\$ -	\$ -	\$ -	\$ -
65e Capital Outlay	\$ -	\$ -	\$ -	\$ -
65f Intergovernmental	\$ -	\$ -	\$ -	\$ -
65g Other -	\$ -	\$ -	\$ -	\$ -
65h Other -	\$ -	\$ -	\$ -	\$ -
65 Total	\$ -	\$ -	\$ -	\$ -
66				
66a Personal Services	\$ -	\$ -	\$ -	\$ -
66b Part Time Help	\$ -	\$ -	\$ -	\$ -
66c Travel	\$ -	\$ -	\$ -	\$ -
66d Maintenance and Operation	\$ -	\$ -	\$ -	\$ -
66e Capital Outlay	\$ -	\$ -	\$ -	\$ -
66f Intergovernmental	\$ -	\$ -	\$ -	\$ -
66g Other -	\$ -	\$ -	\$ -	\$ -
66h Other -	\$ -	\$ -	\$ -	\$ -
66 Total	\$ -	\$ -	\$ -	\$ -
67				
67a Personal Services	\$ -	\$ -	\$ -	\$ -
67b Part Time Help	\$ -	\$ -	\$ -	\$ -
67c Travel	\$ -	\$ -	\$ -	\$ -
67d Maintenance and Operation	\$ -	\$ -	\$ -	\$ -
67e Capital Outlay	\$ -	\$ -	\$ -	\$ -
67f Intergovernmental	\$ -	\$ -	\$ -	\$ -
67g Other -	\$ -	\$ -	\$ -	\$ -
67h Other -	\$ -	\$ -	\$ -	\$ -
67 Total	\$ -	\$ -	\$ -	\$ -
68				
68a Personal Services	\$ -	\$ -	\$ -	\$ -
68b Part Time Help	\$ -	\$ -	\$ -	\$ -
68c Travel	\$ -	\$ -	\$ -	\$ -
68d Maintenance and Operation	\$ -	\$ -	\$ -	\$ -
68e Capital Outlay	\$ -	\$ -	\$ -	\$ -
68f Intergovernmental	\$ -	\$ -	\$ -	\$ -
68g Other -	\$ -	\$ -	\$ -	\$ -
68 Total	\$ -	\$ -	\$ -	\$ -
69				
69a Personal Services	\$ -	\$ -	\$ -	\$ -
69b Part Time Help	\$ -	\$ -	\$ -	\$ -
69c Travel	\$ -	\$ -	\$ -	\$ -
69d Maintenance and Operation	\$ -	\$ -	\$ -	\$ -
69e Capital Outlay	\$ -	\$ -	\$ -	\$ -
69f Intergovernmental	\$ -	\$ -	\$ -	\$ -
69g Other -	\$ -	\$ -	\$ -	\$ -
69 Total	\$ -	\$ -	\$ -	\$ -



GENERAL FUND ACCOUNTS COVERING THE PERIOD JULY 1, 2014, to JUNE 30, 2015  
ESTIMATE OF NEEDS FOR 2015-2016

EXHIBIT "A"

Schedule 8(i), Report Of Prior Year's Expenditures				
DEPARTMENTS OF GOVERNMENT APPROPRIATED ACCOUNTS	FISCAL YEAR ENDING JUNE 30, 2014			ORIGINAL APPROPRIATIONS
	RESERVES 6-30-2014	WARRANTS SINCE ISSUED	BALANCE LAPSED APPROPRIATIONS	
<b>80 HIGHWAY BUDGET ACCOUNT:</b>				
80a Personal Services	\$ -	\$ -	\$ -	\$ -
80b Part Time Help	\$ -	\$ -	\$ -	\$ -
80c Travel	\$ -	\$ -	\$ -	\$ -
80d Maintenance and Operation	\$ -	\$ -	\$ -	\$ -
80e Capital Outlay	\$ -	\$ -	\$ -	\$ -
80f Intergovernmental	\$ -	\$ -	\$ -	\$ -
80g Other -	\$ -	\$ -	\$ -	\$ -
80h Other -	\$ -	\$ -	\$ -	\$ -
80j Other -	\$ -	\$ -	\$ -	\$ -
80 Total	\$ -	\$ -	\$ -	\$ -
<b>82 COUNTY AUDIT BUDGET ACCOUNT:</b>				
82a Salaries and Expense of Audit and Report	\$ -	\$ -	\$ -	\$ 169,707.10
82b Intergovernmental	\$ -	\$ -	\$ -	\$ -
82c Other -	\$ -	\$ -	\$ -	\$ -
82 Total	\$ -	\$ -	\$ -	\$ 169,707.10
<b>83 STORM WATER MANAGEMENT:</b>				
83a Personal Services	\$ -	\$ -	\$ -	\$ 49,000.00
83b Part Time Help	\$ -	\$ -	\$ -	\$ -
83c Travel	\$ 2,137.44	\$ 357.86	\$ 1,779.58	\$ 7,500.00
83d Maintenance and Operation	\$ -	\$ -	\$ -	\$ 2,500.00
83e Capital Outlay	\$ -	\$ -	\$ -	\$ -
83f Intergovernmental	\$ -	\$ -	\$ -	\$ -
83g Other -	\$ -	\$ -	\$ -	\$ -
83h Other -	\$ -	\$ -	\$ -	\$ -
83 Total	\$ 2,137.44	\$ 357.86	\$ 1,779.58	\$ 59,000.00
<b>84 FREE FAIR BUDGET ACCOUNT:</b>				
84a Personal Services	\$ -	\$ -	\$ -	\$ -
84b Part Time Help	\$ -	\$ -	\$ -	\$ -
84c Travel	\$ -	\$ -	\$ -	\$ -
84d Maintenance and Operation	\$ -	\$ -	\$ -	\$ -
84e Capital Outlay	\$ -	\$ -	\$ -	\$ -
84f Intergovernmental	\$ -	\$ -	\$ -	\$ -
84g Premiums and Awards	\$ -	\$ -	\$ -	\$ -
84h Other -	\$ -	\$ -	\$ -	\$ -
84i Other -	\$ -	\$ -	\$ -	\$ -
84 Total	\$ -	\$ -	\$ -	\$ -
<b>86 FREE FAIR IMPROVEMENT ACCOUNT:</b>				
86a Personal Services	\$ -	\$ -	\$ -	\$ -
86b Part Time Help	\$ -	\$ -	\$ -	\$ -
86c Travel	\$ -	\$ -	\$ -	\$ -
86d Maintenance and Operation	\$ -	\$ -	\$ -	\$ -
86e Capital Outlay	\$ -	\$ -	\$ -	\$ -
86f Intergovernmental	\$ -	\$ -	\$ -	\$ -
86g Other -	\$ -	\$ -	\$ -	\$ -
86h Other -	\$ -	\$ -	\$ -	\$ -
86 Total	\$ -	\$ -	\$ -	\$ -



GENERAL FUND ACCOUNTS COVERING THE PERIOD JULY 1, 2014, to JUNE 30, 2015  
ESTIMATE OF NEEDS FOR 2015-2016

EXHIBIT "A"

4j

Schedule 8(j), Report Of Prior Year's Expenditures				
DEPARTMENTS OF GOVERNMENT APPROPRIATED ACCOUNTS	FISCAL YEAR ENDING JUNE 30, 2014			
	RESERVES	WARRANTS	BALANCE	ORIGINAL
	6-30-2014	SINCE ISSUED	LAPSED APPROPRIATIONS	APPROPRIATIONS
<b>87 LIBRARY BUDGET ACCOUNT:</b>				
87a Personal Services	\$ -	\$ -	\$ -	\$ -
87b Part Time Help	\$ -	\$ -	\$ -	\$ -
87c Travel	\$ -	\$ -	\$ -	\$ -
87d Maintenance and Operation	\$ -	\$ -	\$ -	\$ -
87e Capital Outlay	\$ -	\$ -	\$ -	\$ -
87f Intergovernmental	\$ -	\$ -	\$ -	\$ -
87g Other -	\$ -	\$ -	\$ -	\$ -
87 Total	\$ -	\$ -	\$ -	\$ -
<b>88 PUBLIC HEALTH BUDGET ACCOUNT:</b>				
88a Personal Services	\$ -	\$ -	\$ -	\$ -
88b Part Time Help	\$ -	\$ -	\$ -	\$ -
88c Travel	\$ -	\$ -	\$ -	\$ -
88d Maintenance and Operation	\$ -	\$ -	\$ -	\$ -
88e Capital Outlay	\$ -	\$ -	\$ -	\$ -
88f Intergovernmental	\$ -	\$ -	\$ -	\$ -
88g Other -	\$ -	\$ -	\$ -	\$ -
88h Other -	\$ -	\$ -	\$ -	\$ -
88 Total	\$ -	\$ -	\$ -	\$ -
<b>89 COUNTY HOSPITAL BUDGET ACCOUNT:</b>				
89a Personal Services	\$ -	\$ -	\$ -	\$ -
89b Part Time Help	\$ -	\$ -	\$ -	\$ -
89c Travel	\$ -	\$ -	\$ -	\$ -
89d Maintenance and Operation	\$ -	\$ -	\$ -	\$ -
89e Capital Outlay	\$ -	\$ -	\$ -	\$ -
89f Intergovernmental	\$ -	\$ -	\$ -	\$ -
89g Other -	\$ -	\$ -	\$ -	\$ -
89h Other -	\$ -	\$ -	\$ -	\$ -
89 Total	\$ -	\$ -	\$ -	\$ -
<b>90 CHILD GUIDANCE CLINIC</b>				
90a Personal Services	\$ -	\$ -	\$ -	\$ -
90b Part Time Help	\$ -	\$ -	\$ -	\$ -
90c Travel	\$ -	\$ -	\$ -	\$ -
90d Maintenance and Operation	\$ -	\$ -	\$ -	\$ -
90e Capital Outlay	\$ -	\$ -	\$ -	\$ -
90f Intergovernmental	\$ -	\$ -	\$ -	\$ -
90g Other -	\$ -	\$ -	\$ -	\$ -
90 Total	\$ -	\$ -	\$ -	\$ -
<b>91 TICK ERADICATION ACCOUNT:</b>				
91a Personal Services	\$ -	\$ -	\$ -	\$ -
91b Part Time Help	\$ -	\$ -	\$ -	\$ -
91c Travel	\$ -	\$ -	\$ -	\$ -
91d Maintenance and Operation	\$ -	\$ -	\$ -	\$ -
91e Capital Outlay	\$ -	\$ -	\$ -	\$ -
91f Intergovernmental	\$ -	\$ -	\$ -	\$ -
91g Other -	\$ -	\$ -	\$ -	\$ -
91h Other -	\$ -	\$ -	\$ -	\$ -
91 Total	\$ -	\$ -	\$ -	\$ -





GENERAL FUND ACCOUNTS COVERING THE PERIOD JULY 1, 2014, to JUNE 30, 2015  
ESTIMATE OF NEEDS FOR 2015-2016

EXHIBIT "A"

4k

Schedule 8(k), Report Of Prior Year's Expenditures				
DEPARTMENTS OF GOVERNMENT APPROPRIATED ACCOUNTS	FISCAL YEAR ENDING JUNE 30, 2014			
	RESERVES	WARRANTS	BALANCE	ORIGINAL
	6-30-2014	SINCE ISSUED	LAPSED APPROPRIATIONS	APPROPRIATIONS
<b>92 BUILDING MAINTENANCE ACCOUNT:</b>				
92a Personal Services	\$ -	\$ -	\$ -	\$ -
92b Part Time Help	\$ -	\$ -	\$ -	\$ -
92c Travel	\$ -	\$ -	\$ -	\$ -
92d Maintenance and Operation	\$ -	\$ -	\$ -	\$ -
92e Capital Outlay	\$ -	\$ -	\$ -	\$ -
92f Intergovernmental	\$ -	\$ -	\$ -	\$ -
92g Other -	\$ -	\$ -	\$ -	\$ -
92h Other -	\$ -	\$ -	\$ -	\$ -
92j Other -	\$ -	\$ -	\$ -	\$ -
92 Total	\$ -	\$ -	\$ -	\$ -
<b>93</b>				
93a Personal Services	\$ -	\$ -	\$ -	\$ -
93b Part Time Help	\$ -	\$ -	\$ -	\$ -
93c Travel	\$ -	\$ -	\$ -	\$ -
93d Maintenance and Operation	\$ -	\$ -	\$ -	\$ -
93e Capital Outlay	\$ -	\$ -	\$ -	\$ -
93f Intergovernmental	\$ -	\$ -	\$ -	\$ -
93g Other -	\$ -	\$ -	\$ -	\$ -
93h Other -	\$ -	\$ -	\$ -	\$ -
93 Total	\$ -	\$ -	\$ -	\$ -
<b>94</b>				
94a Personal Services	\$ -	\$ -	\$ -	\$ -
94b Part Time Help	\$ -	\$ -	\$ -	\$ -
94c Travel	\$ -	\$ -	\$ -	\$ -
94d Maintenance and Operation	\$ -	\$ -	\$ -	\$ -
94e Capital Outlay	\$ -	\$ -	\$ -	\$ -
94f Intergovernmental	\$ -	\$ -	\$ -	\$ -
94g Other -	\$ -	\$ -	\$ -	\$ -
94h Other -	\$ -	\$ -	\$ -	\$ -
94 Total	\$ -	\$ -	\$ -	\$ -
<b>98 OTHER USE:</b>				
98a Other Deductions	\$ -	\$ -	\$ -	\$ -
98 Total	\$ -	\$ -	\$ -	\$ -
<b>TOTAL GENERAL FUND ACCOUNT</b>				
	\$ 61,580.24	\$ 50,985.74	\$ 10,594.50	\$ 7,716,491.09
<b>SUBJECT TO WARRANT ISSUE:</b>				
99 Provision for Interest on Warrants	\$ -	\$ -	\$ -	\$ -
<b>GRAND TOTAL GENERAL FUND</b>	<b>\$ 61,580.24</b>	<b>\$ 50,985.74</b>	<b>\$ 10,594.50</b>	<b>\$ 7,716,491.09</b>

ESTIMATE OF NEEDS FOR THE FISCAL YEAR
<b>PURPOSE:</b>
Current Expense
Pro rata share of County Assessor's Budget as determined by County Excise Board
(This amount is included in the appropriated account "17 Revaluation of Real Property".)
<b>GRAND TOTAL - General Fund</b>



HIGHWAY FUND ACCOUNTS COVERING THE PERIOD JULY 1, 2014, to JUNE 30, 2015  
ESTIMATE OF NEEDS FOR 2015-2016

EXHIBIT "D"

Schedule 1, Current Balance Sheet - June 30, 2015	
	Amount
<b>ASSETS:</b>	
Cash Balance June 30, 2015	\$ 1,617,480.26
Investments	\$ -
<b>TOTAL ASSETS</b>	<b>\$ 1,617,480.26</b>
<b>LIABILITIES AND RESERVES:</b>	
Warrants Outstanding	\$ 106,052.96
Reserve for Interest on Warrants	\$ -
Reserves From Schedule 8	\$ 58,753.90
<b>TOTAL LIABILITIES AND RESERVES</b>	<b>\$ 164,806.86</b>
<b>CASH FUND BALANCE JUNE 30, 2015</b>	<b>\$ 1,452,684.68</b>
<b>TOTAL LIABILITIES, RESERVES AND CASH FUND BALANCE</b>	<b>\$ 1,617,491.54</b>

Schedule 5, Expenditures Highway Fund Cash Accounts of Current and All Prior Years	
CURRENT AND ALL PRIOR YEARS	2014-2015
Cash Balance Reported to Excise Board 6-30-2014	\$ -
Cash Fund Balance Transferred Out	\$ (168.40)
Cash Fund Balance Transferred In	\$ 1,583,744.20
Adjusted Cash Balance	\$ 1,583,575.80
Miscellaneous Revenue (Schedule 4)	\$ 2,684,718.34
Cash Fund Balance Forward From Preceding Year	\$ 19,278.99
Prior Expenditures Recovered	\$ -
<b>TOTAL RECEIPTS</b>	<b>\$ 2,703,997.33</b>
<b>TOTAL RECEIPTS AND BALANCE</b>	<b>\$ 4,287,573.13</b>
Warrants of Year in Caption	\$ 2,670,092.87
Interest Paid Thereon	\$ -
<b>TOTAL DISBURSEMENTS</b>	<b>\$ 2,670,092.87</b>
<b>CASH BALANCE JUNE 30, 2015</b>	<b>\$ 1,617,480.26</b>
Reserve for Warrants Outstanding	\$ 106,041.68
Reserve for Interest on Warrants	\$ -
Reserves From Schedule 8	\$ 58,753.90
<b>TOTAL LIABILITES AND RESERVE</b>	<b>\$ 164,795.58</b>
<b>DEFICIT: (Red Figure)</b>	<b>\$ -</b>
<b>CASH BALANCE FORWARD TO SUCCEEDING YEAR</b>	<b>\$ 1,452,684.68</b>

Schedule 6, General Fund Warrant Account of Current and All Prior Years	
CURRENT AND ALL PRIOR YEARS	TOTAL
Warrants Outstanding 6-30-2014 of Year in Caption	\$ 110,212.04
Warrants Registered During Year	\$ 2,823,330.02
<b>TOTAL</b>	<b>\$ 2,933,542.06</b>
Warrants Paid During Year	\$ 2,827,489.10
Warrants Converted to Bonds or Judgments	\$ -
Warrants Cancelled	\$ -
Warrants Estopped by Statute	\$ -
<b>TOTAL WARRANTS RETIRED</b>	<b>\$ 2,827,489.10</b>
<b>BALANCE WARRANTS OUTSTANDING JUNE 30, 2015</b>	<b>\$ 106,052.96</b>

HIGHWAY FUND ACCOUNTS COVERING THE PERIOD JULY 1, 2014, to JUNE 30, 2015  
ESTIMATE OF NEEDS FOR 2015-2016

Schedule 2, Revenue and Requirements - 2015-2016		
	Detail	Total
<b>REVENUE:</b>		
Cash Balance June 30, 2014	\$ 1,583,575.80	
Cash Fund Balance Transferred From Prior Years	\$ 19,278.99	
Miscellaneous Revenue Apportioned	\$ 2,684,718.34	
<b>TOTAL REVENUE</b>		<b>\$ 4,287,573.13</b>
<b>REQUIREMENTS:</b>		
Claims Paid by Warrants Issued & Transfer Fees Apportioned	\$ 2,776,134.55	
Reserves From Schedule 8	\$ 58,753.90	
Interest Paid on Warrants	\$ -	
Reserve for Interest on Warrants	\$ -	
<b>TOTAL REQUIREMENTS</b>		<b>\$ 2,834,888.45</b>
<b>ADD: CASH FUND BALANCE AS PER BALANCE SHEET 6-30-2015</b>		<b>\$ 1,452,684.68</b>
<b>TOTAL REQUIREMENTS AND CASH FUND BALANCE</b>		<b>\$ 4,287,573.13</b>

Schedule 5, (Continued)							
	2013-2014	2012-2013	2011-2012	2010-2011	2009-2010	2008-2009	TOTAL
\$	1,759,358.20	-	-	-	-	-	\$ 1,759,358.20
\$	1,583,744.20	-	-	-	-	-	\$ 1,583,575.80
\$	1,072.50	-	-	-	-	-	\$ 1,584,816.70
\$	176,686.50	-	-	-	-	-	\$ 1,760,262.30
\$	-	-	-	-	-	-	\$ 2,684,718.34
\$	-	-	-	-	-	-	\$ 19,278.99
\$	-	-	-	-	-	-	\$ -
\$	-	-	-	-	-	-	\$ 2,703,997.33
\$	176,686.50	-	-	-	-	-	\$ 4,464,259.63
\$	157,396.23	-	-	-	-	-	\$ 2,827,489.10
\$	-	-	-	-	-	-	\$ -
\$	157,396.23	-	-	-	-	-	\$ 2,827,489.10
\$	19,290.27	-	-	-	-	-	\$ 1,636,770.53
\$	11.28	-	-	-	-	-	\$ 106,052.96
\$	-	-	-	-	-	-	\$ -
\$	-	-	-	-	-	-	\$ 58,753.90
\$	11.28	-	-	-	-	-	\$ 164,806.86
\$	-	-	-	-	-	-	\$ -
\$	19,278.99	-	-	-	-	-	\$ 1,471,963.67

Schedule 6, (Continued)							
	2014-2015	2013-2014	2012-2013	2011-2012	2010-2011	2009-2010	2008-2009
\$	-	110,212.04	-	-	-	-	-
\$	2,776,134.55	47,195.47	-	-	-	-	-
\$	2,776,134.55	157,407.51	-	-	-	-	-
\$	2,670,092.87	157,396.23	-	-	-	-	-
\$	-	-	-	-	-	-	-
\$	-	-	-	-	-	-	-
\$	-	-	-	-	-	-	-
\$	2,670,092.87	157,396.23	-	-	-	-	-
\$	106,041.68	11.28	-	-	-	-	-

HIGHWAY FUND ACCOUNTS COVERING THE PERIOD JULY 1, 2014, to JUNE 30, 2015  
ESTIMATE OF NEEDS FOR 2015-2016

EXHIBIT "D"

2a

Schedule 4, Miscellaneous Revenue		
SOURCE	2014-2015 ACCOUNT	
	AMOUNT ESTIMATED	ACTUALLY COLLECTED
<b>1000 CHARGES FOR SERVICES</b>		
1116 County Engineer Fees	\$ -	\$ -
1118 Other -	\$ -	\$ -
1119 Other -	\$ -	\$ -
1120 Other -	\$ -	\$ -
Total Charges For Services	\$ -	\$ -
<b>INTERGOVERNMENTAL REVENUES:</b>		
<b>2000 INTERGOVERNMENTAL REVENUES - LOCAL SOURCES:</b>		
2118 O.S.U. Extension Reimbursement	\$ -	\$ -
2121 Highway Budget Account Miscellaneous	\$ -	\$ -
2122 Local Participation (Project)	\$ -	\$ -
2123 Other -	\$ -	\$ -
2124 Other -	\$ -	\$ -
Total - Local Sources	\$ -	\$ -
<b>3000 INTERGOVERNMENTAL REVENUES - STATE SOURCES:</b>		
3120 County Sales Tax - OTC	\$ -	\$ -
3121 OTC- (0912) Gross Production Tax For Roads - Unrestricted	\$ -	\$ 34,271.19
3122 OTC- (1212) Diesel Fuel T68 Sec 500.7 4B For Roads - Unrestricted	\$ -	\$ 429,752.01
3123 OTC- (2012) Diesel Fuel T68 Sec 500.7 4D For Roads - Unrestricted	\$ -	\$ -
3124 OTC- (1612) Diesel Fuel - Restricted Road Maintenance - Primary	\$ -	\$ -
3125 OTC- (1112) Diesel Fuel T68 Sec 500.7 4C For Roads - Restricted	\$ -	\$ -
3126 OTC- (1012) Diesel Fuel T68 Sec 500.7 4A For Roads - Unrestricted	\$ -	\$ -
3127 OTC- (0312) Gas Excise T68 Sec 500.6 4D For Roads - Unrestricted	\$ -	\$ 1,076,834.04
3128 OTC- (1412) Gas Excise T68 Sec 500.6 4B For Roads - Unrestricted	\$ -	\$ -
3129 OTC- (2112) Gas Excise T68 Sec 500.6 4E For Roads - Unrestricted	\$ -	\$ -
3130 OTC- (1712) Gas Excise - Restricted Road Maintenance - Primary	\$ -	\$ -
3131 OTC- (0212) Gas Excise T68 Sec 500.6 4C For Roads - Restricted	\$ -	\$ -
3132 OTC- (0112) Gas Excise T68 Sec 500.6 4A For Roads - Unrestricted	\$ -	\$ -
3133 OTC- (0612) Special Fuel Use Tax 1/2¢ For Roads - Unrestricted	\$ -	\$ 296.00
3134 OTC- (0712) Special Fuel .06¢ HB1061 For Roads -Unrestricted	\$ -	\$ -
3135 OTC- (0512) Special Fuel Tax 1¢ HB549 For Roads - Unrestricted	\$ -	\$ -
3136 OTC- (COR ) Special Fuel 1/2¢ HB1450 For Roads - Unrestricted	\$ -	\$ -
3137 OTC- (1912) Special Fuel-Restricted Road Maintenance - Primary	\$ -	\$ -
3138 OTC- (0412) Special Fuel Use Tax .065¢ For Roads - Unrestricted	\$ -	\$ -
3139 OTC- (0812) Motor Vehicle Collections For Roads - Unrestricted	\$ -	\$ 1,124,821.57
3140 OTC- (1812) Motor Vehicle Collections / County Roads - Restricted	\$ -	\$ -
3141 OTC- (1312) Motor Vehicle Collections / Roads CRIF - Unrestricted	\$ -	\$ -
3142 OTC- ( ) Other -	\$ -	\$ -
3143 OTC- ( ) Other -	\$ -	\$ -
3143 OTC- ( ) Other -	\$ -	\$ -
Sub-Total - OTC	\$ -	\$ 2,665,974.81
3219 State Grants	\$ -	\$ -
3221 Civil Defense Reimbursement	\$ -	\$ -
3222 Emergency Management Reimbursement	\$ -	\$ -
3224 Tick Eradication Reimbursement	\$ -	\$ -
3226 State Participation (Project)	\$ -	\$ -
3227 Other	\$ -	\$ -
3228 Other -	\$ -	\$ -
Total State Sources	\$ -	\$ 2,665,974.81

Continued on page 2b

See Accountant's Report

Thursday, October 22, 2015



HIGHWAY FUND ACCOUNTS COVERING THE PERIOD JULY 1, 2014, to JUNE 30, 2015  
ESTIMATE OF NEEDS FOR 2015-2016

EXHIBIT "D"

2b

Schedule 4, Miscellaneous Revenue		
SOURCE	2014-2015 ACCOUNT	
	AMOUNT ESTIMATED	ACTUALLY COLLECTED
Continued from page 2a		
<b>4000 INTERGOVERNMENTAL REVENUES - FEDERAL SOURCES:</b>		
4112 Federal Grants	\$ -	\$ -
4113 J.T.P.A. Salary Reimbursement	\$ -	\$ -
4114 Federal Emergency Management Agency (FEMA)	\$ -	\$ -
4115 Federal Participation (Project)	\$ -	\$ -
4116 Other -	\$ -	\$ -
4117 Other -	\$ -	\$ -
Total Federal Sources	\$ -	\$ -
Grand Total Intergovernmental Revenues	\$ -	\$ 2,665,974.81
<b>5000 MISCELLANEOUS REVENUE:</b>		
5111 Interest on Investments	\$ -	\$ -
5112 Rental or Lease of County Property	\$ -	\$ -
5113 Sale of County Property	\$ -	\$ 2,050.99
5114 Royalty	\$ -	\$ -
5116 Insurance Recoveries	\$ -	\$ 773.89
5117 Insurance Reimbursement	\$ -	\$ -
5126 Transfers	\$ -	\$ -
5127 Motor Vehicle Forfeiture	\$ -	\$ 796.39
5129 Refunds and Reimbursements	\$ -	\$ 7,377.65
5130 Other - Used Oil	\$ -	\$ -
5131 Other - Dump Roll Off	\$ -	\$ 7,744.61
Total Miscellaneous Revenue	\$ -	\$ 18,743.53
<b>6000 NON-REVENUE RECEIPTS:</b>		
6111 Contributions from Other Funds	\$ -	\$ -
Grand Total Highway Fund	\$ -	\$ 2,684,718.34

Schedule 9, Highway Fund Investments						
INVESTED IN	Investments on Hand June 30, 2014	Since Purchased	LIQUIDATIONS		Barred by Court Order	Investments on Hand June 30, 2015
			By Collections of Cost	Amortized Premium		
	\$ -	\$ -	\$ -	\$ -	\$ -	\$ -
	\$ -	\$ -	\$ -	\$ -	\$ -	\$ -
	\$ -	\$ -	\$ -	\$ -	\$ -	\$ -
	\$ -	\$ -	\$ -	\$ -	\$ -	\$ -
	\$ -	\$ -	\$ -	\$ -	\$ -	\$ -
	\$ -	\$ -	\$ -	\$ -	\$ -	\$ -
	\$ -	\$ -	\$ -	\$ -	\$ -	\$ -
	\$ -	\$ -	\$ -	\$ -	\$ -	\$ -
	\$ -	\$ -	\$ -	\$ -	\$ -	\$ -
	\$ -	\$ -	\$ -	\$ -	\$ -	\$ -
<b>TOTAL INVESTMENTS</b>	<b>\$ -</b>	<b>\$ -</b>	<b>\$ -</b>	<b>\$ -</b>	<b>\$ -</b>	<b>\$ -</b>

HIGHWAY FUND ACCOUNTS COVERING THE PERIOD JULY 1, 2014, to JUNE 30, 2015  
ESTIMATE OF NEEDS FOR 2015-2016

2014-2015 ACCOUNT OVER (UNDER)	BASIS AND LIMIT OF ENSUING ESTIMATE	2015-2016 ACCOUNT		
		CHARGEABLE INCOME	ESTIMATED BY GOVERNING BOARD	TO BE APPROVED BY EXCISE BOARD
\$ -	90.00%	\$ -	\$ -	\$ -
\$ -	90.00%	\$ -	\$ -	\$ -
\$ -	90.00%	\$ -	\$ -	\$ -
\$ -	90.00%	\$ -	\$ -	\$ -
\$ -	90.00%	\$ -	\$ -	\$ -
\$ -	90.00%	\$ -	\$ -	\$ -
\$ -	90.00%	\$ -	\$ -	\$ -
\$ 2,665,974.81		\$ -	\$ -	\$ -
\$ -	90.00%	\$ -	\$ -	\$ -
\$ -	90.00%	\$ -	\$ -	\$ -
\$ 2,050.99	0.00%	\$ -	\$ -	\$ -
\$ -	90.00%	\$ -	\$ -	\$ -
\$ 773.89	0.00%	\$ -	\$ -	\$ -
\$ -	90.00%	\$ -	\$ -	\$ -
\$ -	90.00%	\$ -	\$ -	\$ -
\$ 796.39	0.00%	\$ -	\$ -	\$ -
\$ 7,377.65	0.00%	\$ -	\$ -	\$ -
\$ -	90.00%	\$ -	\$ -	\$ -
\$ 7,744.61	0.00%	\$ -	\$ -	\$ -
\$ 18,743.53		\$ -	\$ -	\$ -
\$ -	90.00%	\$ -	\$ -	\$ -
\$ 2,684,718.34		\$ -	\$ -	\$ -



HIGHWAY FUND ACCOUNTS COVERING THE PERIOD JULY 1, 2014, to JUNE 30, 2015  
ESTIMATE OF NEEDS FOR 2015-2016

EXHIBIT "D"

3a

Schedule 8(a), Report Of Prior Year's Expenditures				
DEPARTMENTS OF GOVERNMENT APPROPRIATED ACCOUNTS	FISCAL YEAR ENDING JUNE 30, 2014			
	RESERVES	WARRANTS	BALANCE	ORIGINAL
	6-30-2014	SINCE ISSUED	LAPSED APPROPRIATIONS	APPROPRIATIONS
<b>87 GENERAL GOVERNMENT ACCOUNT:</b>				
87a Personal Services	\$ -	\$ -	\$ -	\$ -
87b Part Time Help	\$ -	\$ -	\$ -	\$ -
87c Travel	\$ -	\$ -	\$ -	\$ -
87d Maintenance and Operation	\$ -	\$ -	\$ -	\$ -
87e Capital Outlay	\$ -	\$ -	\$ -	\$ -
87f Intergovernmental	\$ -	\$ -	\$ -	\$ -
87g Other -	\$ -	\$ -	\$ -	\$ -
87 Total	\$ -	\$ -	\$ -	\$ -
<b>88 PURCHASING ACCOUNT:</b>				
88a Personal Services	\$ -	\$ -	\$ -	\$ -
88b Part Time Help	\$ -	\$ -	\$ -	\$ -
88c Travel	\$ -	\$ -	\$ -	\$ -
88d Maintenance and Operation	\$ -	\$ -	\$ -	\$ -
88e Capital Outlay	\$ -	\$ -	\$ -	\$ -
88f Intergovernmental	\$ -	\$ -	\$ -	\$ -
88g Other -	\$ -	\$ -	\$ -	\$ -
88h Other -	\$ -	\$ -	\$ -	\$ -
88 Total	\$ -	\$ -	\$ -	\$ -
<b>89 LOCAL PROJECTS HIGHWAY BUDGET ACCOUNT:</b>				
89a Personal Services	\$ -	\$ -	\$ -	\$ -
89b Part Time Help	\$ -	\$ -	\$ -	\$ -
89c Travel	\$ -	\$ -	\$ -	\$ -
89d Maintenance and Operation	\$ -	\$ -	\$ -	\$ -
89e Capital Outlay	\$ -	\$ -	\$ -	\$ -
89f Intergovernmental	\$ -	\$ -	\$ -	\$ -
89g Other -	\$ -	\$ -	\$ -	\$ -
89h Other -	\$ -	\$ -	\$ -	\$ -
89 Total	\$ -	\$ -	\$ -	\$ -
<b>90 FEMA HIGHWAY BUDGET ACCOUNT:</b>				
90a Personal Services	\$ -	\$ -	\$ -	\$ -
90b Part Time Help	\$ -	\$ -	\$ -	\$ -
90c Travel	\$ -	\$ -	\$ -	\$ -
90d Maintenance and Operation	\$ -	\$ -	\$ -	\$ -
90e Capital Outlay	\$ -	\$ -	\$ -	\$ -
90f Intergovernmental	\$ -	\$ -	\$ -	\$ -
90g Other -	\$ -	\$ -	\$ -	\$ -
90 Total	\$ -	\$ -	\$ -	\$ -
<b>91 OTHER HIGHWAY BUDGET ACCOUNT:</b>				
91a Personal Services	\$ -	\$ -	\$ -	\$ -
91b Part Time Help	\$ -	\$ -	\$ -	\$ -
91c Travel	\$ -	\$ -	\$ -	\$ -
91d Maintenance and Operation	\$ -	\$ -	\$ -	\$ -
91e Capital Outlay	\$ -	\$ -	\$ -	\$ -
91f Intergovernmental	\$ -	\$ -	\$ -	\$ -
91g Other -	\$ -	\$ -	\$ -	\$ -
91h Other -	\$ -	\$ -	\$ -	\$ -
91 Total	\$ -	\$ -	\$ -	\$ -

HIGHWAY FUND ACCOUNTS COVERING THE PERIOD JULY 1, 2014, to JUNE 30, 2015  
ESTIMATE OF NEEDS FOR 2015-2016

FISCAL YEAR ENDING JUNE 30, 2015					Governmental Budget Accounts FISCAL YEAR 2015-2016		
SUPPLEMENTAL ADJUSTMENTS		NET AMOUNT OF APPROPRIATIONS	WARRANTS ISSUED	RESERVES	LAPSED BALANCE KNOWN TO BE UNENCUMBERED	NEEDS AS PRESENTED TO GOVERNING BOARD	TO BE APPROVED BY COUNTY EXCISE BOARD
ADDED	CANCELLED						
	\$ -	\$ -	\$ -	\$ -	\$ -	\$ -	\$ -
\$ -	\$ -	\$ -	\$ -	\$ -	\$ -	\$ -	\$ -
\$ -	\$ -	\$ -	\$ -	\$ -	\$ -	\$ -	\$ -
\$ -	\$ -	\$ -	\$ -	\$ -	\$ -	\$ -	\$ -
\$ -	\$ -	\$ -	\$ -	\$ -	\$ -	\$ -	\$ -
\$ -	\$ -	\$ -	\$ -	\$ -	\$ -	\$ -	\$ -
\$ -	\$ -	\$ -	\$ -	\$ -	\$ -	\$ -	\$ -
\$ -	\$ -	\$ -	\$ -	\$ -	\$ -	\$ -	\$ -
\$ -	\$ -	\$ -	\$ -	\$ -	\$ -	\$ -	\$ -
\$ -	\$ -	\$ -	\$ -	\$ -	\$ -	\$ -	\$ -
\$ -	\$ -	\$ -	\$ -	\$ -	\$ -	\$ -	\$ -
\$ -	\$ -	\$ -	\$ -	\$ -	\$ -	\$ -	\$ -
\$ -	\$ -	\$ -	\$ -	\$ -	\$ -	\$ -	\$ -
\$ -	\$ -	\$ -	\$ -	\$ -	\$ -	\$ -	\$ -
\$ -	\$ -	\$ -	\$ -	\$ -	\$ -	\$ -	\$ -
\$ -	\$ -	\$ -	\$ -	\$ -	\$ -	\$ -	\$ -
\$ -	\$ -	\$ -	\$ -	\$ -	\$ -	\$ -	\$ -
\$ -	\$ -	\$ -	\$ -	\$ -	\$ -	\$ -	\$ -
\$ -	\$ -	\$ -	\$ -	\$ -	\$ -	\$ -	\$ -
\$ -	\$ -	\$ -	\$ -	\$ -	\$ -	\$ -	\$ -
\$ -	\$ -	\$ -	\$ -	\$ -	\$ -	\$ -	\$ -
\$ -	\$ -	\$ -	\$ -	\$ -	\$ -	\$ -	\$ -
\$ -	\$ -	\$ -	\$ -	\$ -	\$ -	\$ -	\$ -
\$ -	\$ -	\$ -	\$ -	\$ -	\$ -	\$ -	\$ -
\$ -	\$ -	\$ -	\$ -	\$ -	\$ -	\$ -	\$ -
\$ -	\$ -	\$ -	\$ -	\$ -	\$ -	\$ -	\$ -
\$ -	\$ -	\$ -	\$ -	\$ -	\$ -	\$ -	\$ -
\$ -	\$ -	\$ -	\$ -	\$ -	\$ -	\$ -	\$ -
\$ -	\$ -	\$ -	\$ -	\$ -	\$ -	\$ -	\$ -
\$ -	\$ -	\$ -	\$ -	\$ -	\$ -	\$ -	\$ -
\$ -	\$ -	\$ -	\$ -	\$ -	\$ -	\$ -	\$ -
\$ -	\$ -	\$ -	\$ -	\$ -	\$ -	\$ -	\$ -
\$ -	\$ -	\$ -	\$ -	\$ -	\$ -	\$ -	\$ -
\$ -	\$ -	\$ -	\$ -	\$ -	\$ -	\$ -	\$ -
\$ -	\$ -	\$ -	\$ -	\$ -	\$ -	\$ -	\$ -
\$ -	\$ -	\$ -	\$ -	\$ -	\$ -	\$ -	\$ -
\$ -	\$ -	\$ -	\$ -	\$ -	\$ -	\$ -	\$ -
\$ -	\$ -	\$ -	\$ -	\$ -	\$ -	\$ -	\$ -
\$ -	\$ -	\$ -	\$ -	\$ -	\$ -	\$ -	\$ -
\$ -	\$ -	\$ -	\$ -	\$ -	\$ -	\$ -	\$ -
\$ -	\$ -	\$ -	\$ -	\$ -	\$ -	\$ -	\$ -
\$ -	\$ -	\$ -	\$ -	\$ -	\$ -	\$ -	\$ -
\$ -	\$ -	\$ -	\$ -	\$ -	\$ -	\$ -	\$ -
\$ -	\$ -	\$ -	\$ -	\$ -	\$ -	\$ -	\$ -
\$ -	\$ -	\$ -	\$ -	\$ -	\$ -	\$ -	\$ -

HIGHWAY FUND ACCOUNTS COVERING THE PERIOD JULY 1, 2014, to JUNE 30, 2015  
ESTIMATE OF NEEDS FOR 2015-2016

EXHIBIT "D"

3b

Schedule 8(b), Report Of Prior Year's Expenditures				
DEPARTMENTS OF GOVERNMENT APPROPRIATED ACCOUNTS	FISCAL YEAR ENDING JUNE 30, 2014			ORIGINAL APPROPRIATIONS
	RESERVES 6-30-2014	WARRANTS SINCE ISSUED	BALANCE LAPSED APPROPRIATIONS	
<b>92 UNRESTRICTED HIGHWAY BUDGET ACCOUNT:</b>				
92a Personal Services	\$ -	\$ -	\$ -	\$ 1,658,485.70
92b Part-time Help	\$ -	\$ -	\$ -	\$ -
92c Travel	\$ -	\$ -	\$ -	\$ -
92d Maintenance and Operation Dist. 1	\$ 24,836.86	\$ 15,197.64	\$ 9,639.22	\$ 457,881.16
92e Insurance	\$ -	\$ -	\$ -	\$ 98,206.54
92f FEMA	\$ -	\$ -	\$ -	\$ -
92g Machinery and Equipment Lease Rental	\$ -	\$ -	\$ -	\$ -
92h Maintenance and Operation Dist. 2	\$ 17,241.93	\$ 13,442.28	\$ 3,799.65	\$ 670,191.30
92j Maintenance and Operation Dist. 3	\$ 23,323.17	\$ 18,555.55	\$ 4,767.62	\$ 1,360,109.28
<b>92 Total</b>	<b>\$ 65,401.96</b>	<b>\$ 47,195.47</b>	<b>\$ 18,206.49</b>	<b>\$ 4,244,873.98</b>
<b>93 RESTRICTED HIGHWAY BUDGET ACCOUNT:</b>				
93a Personal Services	\$ -	\$ -	\$ -	\$ -
93b Part Time Help	\$ -	\$ -	\$ -	\$ -
93c Travel	\$ -	\$ -	\$ -	\$ -
93d Maintenance and Operation	\$ -	\$ -	\$ -	\$ -
93e Capital Outlay	\$ -	\$ -	\$ -	\$ -
93f Intergovernmental	\$ -	\$ -	\$ -	\$ -
93g Other -	\$ -	\$ -	\$ -	\$ -
93h Other -	\$ -	\$ -	\$ -	\$ -
<b>93 Total</b>	<b>\$ -</b>	<b>\$ -</b>	<b>\$ -</b>	<b>\$ -</b>
<b>94 PRIMARY ROADS HIGHWAY BUDGET ACCOUNT:</b>				
94a Personal Services	\$ -	\$ -	\$ -	\$ -
94b Part Time Help	\$ -	\$ -	\$ -	\$ -
94c Travel	\$ -	\$ -	\$ -	\$ -
94d Maintenance and Operation	\$ -	\$ -	\$ -	\$ -
94e Capital Outlay	\$ -	\$ -	\$ -	\$ -
94f Intergovernmental	\$ -	\$ -	\$ -	\$ -
94g Other -	\$ -	\$ -	\$ -	\$ -
94h Other -	\$ -	\$ -	\$ -	\$ -
<b>94 Total</b>	<b>\$ -</b>	<b>\$ -</b>	<b>\$ -</b>	<b>\$ -</b>
<b>98 OTHER USE:</b>				
98a Other Deductions	\$ -	\$ -	\$ -	\$ -
<b>98 Total</b>	<b>\$ -</b>	<b>\$ -</b>	<b>\$ -</b>	<b>\$ -</b>
<b>TOTAL HIGHWAY FUND ACCOUNT</b>	<b>\$ 65,401.96</b>	<b>\$ 47,195.47</b>	<b>\$ 18,206.49</b>	<b>\$ 4,244,873.98</b>
<b>SUBJECT TO WARRANT ISSUE:</b>				
99 Provision for Interest on Warrants	\$ -	\$ -	\$ -	\$ -
<b>GRAND TOTAL HIGHWAY FUND</b>	<b>\$ 65,401.96</b>	<b>\$ 47,195.47</b>	<b>\$ 18,206.49</b>	<b>\$ 4,244,873.98</b>

<b>ESTIMATE OF NEEDS FOR THE FISCAL YEAR</b>
<b>PURPOSE:</b>
Current Expense
Highway Funds are appropriated monthly. Funds cannot be encumbered until appropriations are made.
The "Governmental Budget Accounts" for Fiscal Year 2015-2016, are presented for financial forecasting purposes only!
<b>GRAND TOTAL - CO-OP FUND</b>

HIGHWAY FUND ACCOUNTS COVERING THE PERIOD JULY 1, 2014, to JUNE 30, 2015  
ESTIMATE OF NEEDS FOR 2015-2016

FISCAL YEAR ENDING JUNE 30, 2015						Governmental Budget Accounts FISCAL YEAR 2015-2016	
SUPPLEMENTAL		NET AMOUNT	WARRANTS	RESERVES	LAPSED	NEEDS AS	TO BE
ADJUSTMENTS		OF	ISSUED		BALANCE	PRESENTED TO	APPROVED BY
		APPROPRIATIONS			KNOWN TO BE	GOVERNING	COUNTY
ADDED	CANCELLED				UNENCUMBERED	BOARD	EXCISE BOARD
\$ -	\$ -	\$ 1,658,485.70	\$ 1,654,785.17	\$ -	\$ 3,700.53	\$ 3,700.53	\$ 3,700.53
\$ -	\$ -	\$ -	\$ -	\$ -	\$ -	\$ -	\$ -
\$ -	\$ -	\$ -	\$ -	\$ -	\$ -	\$ -	\$ -
\$ -	\$ -	\$ 457,881.16	\$ 410,850.48	\$ 1,600.00	\$ 45,430.68	\$ 53,803.83	\$ 53,803.83
\$ -	\$ -	\$ 98,206.54	\$ 48,000.00	\$ -	\$ 50,206.54	\$ 50,209.54	\$ 50,209.54
\$ -	\$ -	\$ -	\$ -	\$ -	\$ -	\$ 34,323.00	\$ 34,323.00
\$ -	\$ -	\$ -	\$ -	\$ -	\$ -	\$ -	\$ -
\$ -	\$ -	\$ 670,191.30	\$ 194,143.46	\$ 20,481.29	\$ 455,566.55	\$ 455,566.55	\$ 455,566.55
\$ -	\$ -	\$ 1,360,109.28	\$ 468,355.44	\$ 36,672.61	\$ 855,081.23	\$ 855,081.23	\$ 855,081.23
\$ -	\$ -	\$ 4,244,873.98	\$ 2,776,134.55	\$ 58,753.90	\$ 1,409,985.53	\$ 1,452,684.68	\$ 1,452,684.68
\$ -	\$ -	\$ -	\$ -	\$ -	\$ -	\$ -	\$ -
\$ -	\$ -	\$ -	\$ -	\$ -	\$ -	\$ -	\$ -
\$ -	\$ -	\$ -	\$ -	\$ -	\$ -	\$ -	\$ -
\$ -	\$ -	\$ -	\$ -	\$ -	\$ -	\$ -	\$ -
\$ -	\$ -	\$ -	\$ -	\$ -	\$ -	\$ -	\$ -
\$ -	\$ -	\$ -	\$ -	\$ -	\$ -	\$ -	\$ -
\$ -	\$ -	\$ -	\$ -	\$ -	\$ -	\$ -	\$ -
\$ -	\$ -	\$ -	\$ -	\$ -	\$ -	\$ -	\$ -
\$ -	\$ -	\$ -	\$ -	\$ -	\$ -	\$ -	\$ -
\$ -	\$ -	\$ -	\$ -	\$ -	\$ -	\$ -	\$ -
\$ -	\$ -	\$ -	\$ -	\$ -	\$ -	\$ -	\$ -
\$ -	\$ -	\$ -	\$ -	\$ -	\$ -	\$ -	\$ -
\$ -	\$ -	\$ -	\$ -	\$ -	\$ -	\$ -	\$ -
\$ -	\$ -	\$ -	\$ -	\$ -	\$ -	\$ -	\$ -
\$ -	\$ -	\$ -	\$ -	\$ -	\$ -	\$ -	\$ -
\$ -	\$ -	\$ -	\$ -	\$ -	\$ -	\$ -	\$ -
\$ -	\$ -	\$ -	\$ -	\$ -	\$ -	\$ -	\$ -
\$ -	\$ -	\$ 4,244,873.98	\$ 2,776,134.55	\$ 58,753.90	\$ 1,409,985.53	\$ 1,452,684.68	\$ 1,452,684.68
\$ -	\$ -	\$ -	\$ -	\$ -	\$ -	\$ -	\$ -
\$ -	\$ -	\$ 4,244,873.98	\$ 2,776,134.55	\$ 58,753.90	\$ 1,409,985.53	\$ 1,452,684.68	\$ 1,452,684.68

	Estimate of Needs by Governing Board	Approved by County Excise Board
	\$ 1,452,684.68	\$ 1,452,684.68
	\$ 1,452,684.68	\$ 1,452,684.68

HEALTH FUND ACCOUNTS COVERING THE PERIOD JULY 1, 2014, to JUNE 30, 2015  
ESTIMATE OF NEEDS FOR 2015-2016

EXHIBIT "E"

PAGE 1

Schedule 1, Current Balance Sheet - June 30, 2015		Amount
<b>ASSETS:</b>		
Cash Balance June 30, 2014		\$ 2,471,242.96
Investments		\$ -
<b>TOTAL ASSETS</b>		<b>\$ 2,471,242.96</b>
<b>LIABILITIES AND RESERVES:</b>		
Warrants Outstanding		\$ 215,641.39
Reserve for Interest on Warrants		\$ -
Reserves From Schedule 8		\$ 93,608.79
<b>TOTAL LIABILITIES AND RESERVES</b>		<b>\$ 309,250.18</b>
<b>CASH FUND BALANCE JUNE 30, 2015</b>		<b>\$ 2,161,992.78</b>
<b>TOTAL LIABILITIES, RESERVES AND CASH FUND BALANCE</b>		<b>\$ 2,471,242.96</b>

Schedule 2, Revenue and Requirements - 2015-2016		
	Detail	Total
<b>REVENUE:</b>		
Cash Balance June 30, 2014	\$ 1,753,956.84	
Cash Fund Balance Transferred From Prior Years	\$ 118,188.39	
Current Ad Valorem Tax Apportioned	\$ 1,173,085.66	
Miscellaneous Revenue Apportioned	\$ 193,311.70	
<b>TOTAL REVENUE</b>		<b>\$ 3,238,542.59</b>
<b>REQUIREMENTS:</b>		
Claims Paid by Warrants Issued	\$ 982,941.02	
Reserves From Schedule 8	\$ 93,608.79	
Interest Paid on Warrants	\$ -	
Reserve for Interest on Warrants	\$ -	
<b>TOTAL REQUIREMENTS</b>		<b>\$ 1,076,549.81</b>
<b>ADD: CASH FUND BALANCE AS PER BALANCE SHEET 6-30-2015</b>		<b>\$ 2,161,992.78</b>
<b>TOTAL REQUIREMENTS AND CASH FUND BALANCE</b>		<b>\$ 3,238,542.59</b>

Schedule 3, Cash Fund Balance Analysis - June 30, 2015		Amount
<b>ADDITIONS:</b>		
Miscellaneous Revenue Collected in Excess of Estimates-Net		\$ 193,311.70
Warrants Estopped, Cancelled or Converted		\$ 100.00
Fiscal Year 2014-2015 Lapsed Appropriations		\$ 1,618,786.11
Fiscal Year 2013-2014 Lapsed Appropriations		\$ 9,548.78
Ad Valorem Tax Collections in Excess of Estimate		\$ 69,640.11
Prior Years Ad Valorem Tax		\$ 31,869.95
<b>TOTAL ADDITIONS</b>		<b>\$ 1,923,256.65</b>
<b>DEDUCTIONS:</b>		
Supplemental Appropriations		\$ (162,066.47)
Current Tax in Process of Collection		\$ -
<b>TOTAL DEDUCTIONS</b>		<b>\$ (162,066.47)</b>
<b>Cash Fund Balance as per Balance Sheet 6-30-2015</b>		<b>\$ 2,161,992.78</b>
<b>Composition of Cash Fund Balance:</b>		
Cash		\$ 2,161,992.78
<b>Cash Fund Balance as per Balance Sheet 6-30-2015</b>		<b>\$ 2,161,992.78</b>

HEALTH FUND ACCOUNTS COVERING THE PERIOD JULY 1, 2014, to JUNE 30, 2015  
ESTIMATE OF NEEDS FOR 2015-2016

EXHIBIT "E"

2a

Schedule 4, Miscellaneous Revenue		
SOURCE	2014-2015 ACCOUNT	
	AMOUNT	ACTUALLY
	ESTIMATED	COLLECTED
<b>1000 CHARGES FOR SERVICES</b>		
1111 Clinical Services	\$ -	\$ -
1112 Laboratory Services	\$ -	\$ -
1113 Immunizations	\$ -	\$ -
1114 Dental Service Fees	\$ -	\$ -
1115 Child Guidance Services	\$ -	\$ -
1116 Early Test-Early Care	\$ -	\$ -
1117 Food Service Test and Certification	\$ -	\$ -
1118 Pool/Spa Certification	\$ -	\$ -
1119 Sewage and Perk Test	\$ -	\$ -
1120 Public Bathing Licenses	\$ -	\$ -
1121 Other Licenses	\$ -	\$ -
1122 Miscellaneous Health Fees	\$ -	\$ -
1123 Other - Misc. Health Fees	\$ -	\$ 191,226.79
1124 Other -	\$ -	\$ -
1125 Other -	\$ -	\$ -
Total Charges For Services	\$ -	\$ 191,226.79
<b>INTERGOVERNMENTAL REVENUE</b>		
<b>2000 INTERGOVERNMENTAL REVENUE - LOCAL SOURCES:</b>		
2111 Mobile Home Tax	\$ -	\$ -
2112 Housing Authority Payments in Lieu of Tax Revenue	\$ -	\$ -
2113 Revaluation of Real Property Reimbursements	\$ -	\$ -
2114 Manufacturing Exempt Reimbursement	\$ -	\$ -
2115 Public Health Contributions	\$ -	\$ -
2116 Perinatal Health Program	\$ -	\$ -
2117 Community Care - HMO	\$ -	\$ -
2118 Other - 5 year exempt	\$ -	\$ 2,084.91
2124 Other -	\$ -	\$ -
Total - Local Sources	\$ -	\$ 2,084.91
<b>3000 INTERGOVERNMENTAL REVENUES - STATE SOURCES:</b>		
3211 State Land Payments	\$ -	\$ -
3212 State Payments in Lieu of Tax Revenue	\$ -	\$ -
3213 Homestead Exemption Reimbursement	\$ -	\$ -
3214 Additional Homestead Exemption Reimbursement	\$ -	\$ -
3215 State Grants	\$ -	\$ -
3216 Oklahoma Dept. of Environmental Quality	\$ -	\$ -
3217 STD Program (State)	\$ -	\$ -
3218 Water Resources Board	\$ -	\$ -
3219 Oklahoma Conservation Commission	\$ -	\$ -
3220 Welfare Agen Sub-Total - OTC	\$ -	\$ -
3221 Early Intervention (State)	\$ -	\$ -
3222 Eldercare	\$ -	\$ -
3223 Child Abuse Prevention	\$ -	\$ -
3224 Adolescent Health - State	\$ -	\$ -
3225 TB - State	\$ -	\$ -
3226 Other State Reimbursements	\$ -	\$ -
3227 Other -	\$ -	\$ -
3228 Other -	\$ -	\$ -
Total - State Sources	\$ -	\$ -

Continued on page 2b

See Accountant's Report

Thursday, October 22, 2015

HEALTH FUND ACCOUNTS COVERING THE PERIOD JULY 1, 2014, to JUNE 30, 2015  
ESTIMATE OF NEEDS FOR 2015-2016

2014-2015 ACCOUNT OVER (UNDER)	BASIS AND LIMIT OF ENSUING ESTIMATE	2015-2016 ACCOUNT		
		CHARGEABLE INCOME	ESTIMATED BY GOVERNING BOARD	TO BE APPROVED BY EXCISE BOARD
\$ -	90.00%	\$ -	\$ -	\$ -
\$ -	90.00%	\$ -	\$ -	\$ -
\$ -	90.00%	\$ -	\$ -	\$ -
\$ -	90.00%	\$ -	\$ -	\$ -
\$ -	90.00%	\$ -	\$ -	\$ -
\$ -	90.00%	\$ -	\$ -	\$ -
\$ -	90.00%	\$ -	\$ -	\$ -
\$ -	90.00%	\$ -	\$ -	\$ -
\$ -	90.00%	\$ -	\$ -	\$ -
\$ -	90.00%	\$ -	\$ -	\$ -
\$ -	90.00%	\$ -	\$ -	\$ -
\$ -	90.00%	\$ -	\$ -	\$ -
\$ -	90.00%	\$ -	\$ -	\$ -
\$ 191,226.79	0.00%	\$ -	\$ -	\$ -
\$ -	90.00%	\$ -	\$ -	\$ -
\$ -	90.00%	\$ -	\$ -	\$ -
\$ 191,226.79		\$ -	\$ -	\$ -
\$ -	90.00%	\$ -	\$ -	\$ -
\$ -	90.00%	\$ -	\$ -	\$ -
\$ -	90.00%	\$ -	\$ -	\$ -
\$ -	90.00%	\$ -	\$ -	\$ -
\$ -	90.00%	\$ -	\$ -	\$ -
\$ -	90.00%	\$ -	\$ -	\$ -
\$ 2,084.91	0.00%	\$ -	\$ -	\$ -
\$ -	90.00%	\$ -	\$ -	\$ -
\$ 193,311.70		\$ -	\$ -	\$ -
\$ -	90.00%	\$ -	\$ -	\$ -
\$ -	90.00%	\$ -	\$ -	\$ -
\$ -	90.00%	\$ -	\$ -	\$ -
\$ -	90.00%	\$ -	\$ -	\$ -
\$ -	90.00%	\$ -	\$ -	\$ -
\$ -	90.00%	\$ -	\$ -	\$ -
\$ -	90.00%	\$ -	\$ -	\$ -
\$ -	90.00%	\$ -	\$ -	\$ -
\$ -	90.00%	\$ -	\$ -	\$ -
\$ -	90.00%	\$ -	\$ -	\$ -
\$ -	90.00%	\$ -	\$ -	\$ -
\$ -	90.00%	\$ -	\$ -	\$ -
\$ -	90.00%	\$ -	\$ -	\$ -
\$ -	90.00%	\$ -	\$ -	\$ -
\$ -	90.00%	\$ -	\$ -	\$ -
\$ -	90.00%	\$ -	\$ -	\$ -
\$ -	90.00%	\$ -	\$ -	\$ -

HEALTH FUND ACCOUNTS COVERING THE PERIOD JULY 1, 2014, to JUNE 30, 2015  
ESTIMATE OF NEEDS FOR 2015-2016

EXHIBIT "E"

2b

Schedule 4, Miscellaneous Revenue		
SOURCE	2014-2015 ACCOUNT	
	AMOUNT ESTIMATED	ACTUALLY COLLECTED
Continued from page 2a		
<b>4000 INTERGOVERNMENTAL REVENUES - FEDERAL SOURCES:</b>		
4111 Federal Grants	\$ -	\$ -
4112 Federal Payments in Lieu of Tax Revenues	\$ -	\$ -
4113 Bureau of Land Management	\$ -	\$ -
4114 Adolescent Health - Federal	\$ -	\$ -
4115 Women Infants and Children	\$ -	\$ -
4116 Maternity Care (Medicaid)	\$ -	\$ -
4117 EPSDT (Medicaid)	\$ -	\$ -
4118 Family Planning (Medicaid)	\$ -	\$ -
4119 Early Intervention (Federal)	\$ -	\$ -
4120 Oklahoma Dept. of Environmental Quality (Federal)	\$ -	\$ -
4121 STD Program (Federal)	\$ -	\$ -
4122 Ryan-White Program	\$ -	\$ -
4123 Immunization Action Plan	\$ -	\$ -
4124 Direct Observed Therapy	\$ -	\$ -
4125 Summer Food Service	\$ -	\$ -
4126 Other -	\$ -	\$ -
4127 Other -	\$ -	\$ -
4128 Other -	\$ -	\$ -
Total Federal Sources	\$ -	\$ -
Grand Total Intergovernmental Revenues	\$ -	\$ 2,084.91
<b>5000 MISCELLANEOUS REVENUE:</b>		
5111 Interest on Investments	\$ -	\$ -
5112 Insurance Recoveries	\$ -	\$ -
5113 Insurance Reimbursements	\$ -	\$ -
5114 Copies	\$ -	\$ -
5115 Return Check Charges	\$ -	\$ -
5116 Utility Reimbursements	\$ -	\$ -
5117 Other Refunds and Reimbursements	\$ -	\$ -
5118 Resale Property Fund Distribution	\$ -	\$ -
5119 Sale of Property	\$ -	\$ -
5120 Sale of Equipment	\$ -	\$ -
5121 Vending Machine Commissions	\$ -	\$ -
5122 Other Concessions	\$ -	\$ -
5123 Public Records Fee	\$ -	\$ -
5124 Record Search Fee	\$ -	\$ -
5125 Car Seat Sales	\$ -	\$ -
5126 Health Fairs	\$ -	\$ -
5127 Salvage Sales	\$ -	\$ -
5128 Project Women	\$ -	\$ -
5129 Community Care - HMO	\$ -	\$ -
5130 Other - Transfer	\$ -	\$ -
5131 Other -	\$ -	\$ -
5132 Other -	\$ -	\$ -
Total Miscellaneous Revenue	\$ -	\$ -
<b>6000 NON-REVENUE RECEIPTS:</b>		
6111 Contributions from Other Funds	\$ -	\$ -
Grand Total Health Fund	\$ -	\$ 193,311.70



HEALTH FUND ACCOUNTS COVERING THE PERIOD JULY 1, 2014, to JUNE 30, 2015  
ESTIMATE OF NEEDS FOR 2015-2016

2014-2015 ACCOUNT OVER (UNDER)	BASIS AND LIMIT OF ENSUING ESTIMATE	2015-2016 ACCOUNT		
		CHARGEABLE INCOME	ESTIMATED BY GOVERNING BOARD	TO BE APPROVED BY EXCISE BOARD
\$ -	90.00%	\$ -	\$ -	\$ -
\$ -	90.00%	\$ -	\$ -	\$ -
\$ -	90.00%	\$ -	\$ -	\$ -
\$ -	90.00%	\$ -	\$ -	\$ -
\$ -	90.00%	\$ -	\$ -	\$ -
\$ -	90.00%	\$ -	\$ -	\$ -
\$ -	90.00%	\$ -	\$ -	\$ -
\$ -	90.00%	\$ -	\$ -	\$ -
\$ -	90.00%	\$ -	\$ -	\$ -
\$ -	90.00%	\$ -	\$ -	\$ -
\$ -	90.00%	\$ -	\$ -	\$ -
\$ -	90.00%	\$ -	\$ -	\$ -
\$ -	90.00%	\$ -	\$ -	\$ -
\$ -	90.00%	\$ -	\$ -	\$ -
\$ -	90.00%	\$ -	\$ -	\$ -
\$ -	90.00%	\$ -	\$ -	\$ -
\$ -	90.00%	\$ -	\$ -	\$ -
\$ -	90.00%	\$ -	\$ -	\$ -
\$ 193,311.70		\$ -	\$ -	\$ -
\$ -	90.00%	\$ -	\$ -	\$ -
\$ -	90.00%	\$ -	\$ -	\$ -
\$ -	90.00%	\$ -	\$ -	\$ -
\$ -	90.00%	\$ -	\$ -	\$ -
\$ -	90.00%	\$ -	\$ -	\$ -
\$ -	90.00%	\$ -	\$ -	\$ -
\$ -	90.00%	\$ -	\$ -	\$ -
\$ -	90.00%	\$ -	\$ -	\$ -
\$ -	90.00%	\$ -	\$ -	\$ -
\$ -	90.00%	\$ -	\$ -	\$ -
\$ -	90.00%	\$ -	\$ -	\$ -
\$ -	90.00%	\$ -	\$ -	\$ -
\$ -	90.00%	\$ -	\$ -	\$ -
\$ -	90.00%	\$ -	\$ -	\$ -
\$ -	90.00%	\$ -	\$ -	\$ -
\$ -	90.00%	\$ -	\$ -	\$ -
\$ -	90.00%	\$ -	\$ -	\$ -
\$ -	90.00%	\$ -	\$ -	\$ -
\$ -	90.00%	\$ -	\$ -	\$ -
\$ -	90.00%	\$ -	\$ -	\$ -
\$ -	90.00%	\$ -	\$ -	\$ -
\$ -	90.00%	\$ -	\$ -	\$ -
\$ -	90.00%	\$ -	\$ -	\$ -
\$ -	90.00%	\$ -	\$ -	\$ -
\$ -	90.00%	\$ -	\$ -	\$ -
\$ -	90.00%	\$ -	\$ -	\$ -
\$ -	90.00%	\$ -	\$ -	\$ -
\$ -	90.00%	\$ -	\$ -	\$ -
\$ -	90.00%	\$ -	\$ -	\$ -
\$ -	90.00%	\$ -	\$ -	\$ -
\$ -	90.00%	\$ -	\$ -	\$ -
\$ -	90.00%	\$ -	\$ -	\$ -
\$ -	90.00%	\$ -	\$ -	\$ -
\$ 193,311.70		\$ -	\$ -	\$ -

HEALTH FUND ACCOUNTS COVERING THE PERIOD JULY 1, 2014, to JUNE 30, 2015  
ESTIMATE OF NEEDS FOR 2015-2016

EXHIBIT "E"

Schedule 5, Expenditures Health Fund Cash Accounts of Current and All Prior Years	
CURRENT AND ALL PRIOR YEARS	2014-2015
Cash Balance Reported to Excise Board 6-30-2014	\$ -
Cash Fund Balance Transferred Out	\$ -
Cash Fund Balance Transferred In	\$ 1,753,956.84
Adjusted Cash Balance	\$ 1,753,956.84
Ad Valorem Tax Apportioned To Year In Caption	\$ 1,173,085.66
Miscellaneous Revenue (Schedule 4)	\$ 193,311.70
Cash Fund Balance Forward From Preceding Year	\$ 118,188.39
Prior Expenditures Recovered	\$ -
<b>TOTAL RECEIPTS</b>	<b>\$ 1,484,585.75</b>
<b>TOTAL RECEIPTS AND BALANCE</b>	<b>\$ 3,238,542.59</b>
Warrants of Year in Caption	\$ 767,299.63
Interest Paid Thereon	\$ -
<b>TOTAL DISBURSEMENTS</b>	<b>\$ 767,299.63</b>
<b>CASH BALANCE JUNE 30, 2015</b>	<b>\$ 2,471,242.96</b>
Reserve for Warrants Outstanding	\$ 215,641.39
Reserve for Interest on Warrants	\$ -
Reserves From Schedule 8	\$ 93,608.79
<b>TOTAL LIABILITES AND RESERVE</b>	<b>\$ 309,250.18</b>
DEFICIT: (Red Figure)	\$ -
<b>CASH BALANCE FORWARD TO SUCCEEDING YEAR</b>	<b>\$ 2,161,992.78</b>

Schedule 6, Health Fund Warrant Account of Current and All Prior Years	
CURRENT AND ALL PRIOR YEARS	TOTAL
Warrants Outstanding 6-30-2014 of Year in Caption	\$ 88,485.81
Warrants Registered During Year	\$ 998,719.74
<b>TOTAL</b>	<b>\$ 1,087,205.55</b>
Warrants Paid During Year	\$ 871,464.16
Warrants Converted to Bonds or Judgments	\$ -
Warrants Cancelled	\$ 100.00
Warrants Estopped by Statute	\$ -
<b>TOTAL WARRANTS RETIRED</b>	<b>\$ 871,564.16</b>
<b>BALANCE WARRANTS OUTSTANDING JUNE 30, 2015</b>	<b>\$ 215,641.39</b>

Schedule 7, 2014 Ad Valorem Tax Account			
2014 Net Valuation Certified To County Excise Board	\$ 470,461,281.00	2.580 Mills	Amount
Total Proceeds of Levy as Certified			\$ 1,213,790.10
Additions:			\$ -
Deductions:			\$ -
Gross Balance Tax			\$ 1,213,790.10
Less Reserve for Delinquent Tax			\$ 110,344.55
Reserve for Protest Pending			\$ -
Balance Available Tax			\$ 1,103,445.55
Deduct 2014 Tax Apportioned			\$ 1,173,085.66
Net Balance 2014 Tax in Process of Collection or Excess Collections			\$ 69,640.11

HEALTH FUND ACCOUNTS COVERING THE PERIOD JULY 1, 2014, to JUNE 30, 2015  
ESTIMATE OF NEEDS FOR 2015-2016

Schedule 5, (Continued)						
2013-2014	2012-2013	2011-2012	2010-2011	2009-2010	2008-2009	TOTAL
\$ 1,867,770.15	\$ -	\$ -	\$ -	\$ -	\$ -	\$ 1,867,770.15
\$ 1,753,956.84	\$ -	\$ -	\$ -	\$ -	\$ -	\$ 1,753,956.84
\$ 76,669.66	\$ -	\$ -	\$ -	\$ -	\$ -	\$ 1,830,626.50
\$ 190,482.97	\$ -	\$ -	\$ -	\$ -	\$ -	\$ 1,944,439.81
\$ 31,869.95	\$ -	\$ -	\$ -	\$ -	\$ -	\$ 1,204,955.61
\$ -	\$ -	\$ -	\$ -	\$ -	\$ -	\$ 193,311.70
\$ -	\$ -	\$ -	\$ -	\$ -	\$ -	\$ 118,188.39
\$ -	\$ -	\$ -	\$ -	\$ -	\$ -	\$ -
\$ 31,869.95	\$ -	\$ -	\$ -	\$ -	\$ -	\$ 1,516,455.70
\$ 222,352.92	\$ -	\$ -	\$ -	\$ -	\$ -	\$ 3,460,895.51
\$ 104,164.53	\$ -	\$ -	\$ -	\$ -	\$ -	\$ 871,464.16
\$ -	\$ -	\$ -	\$ -	\$ -	\$ -	\$ -
\$ 104,164.53	\$ -	\$ -	\$ -	\$ -	\$ -	\$ 871,464.16
\$ 118,188.39	\$ -	\$ -	\$ -	\$ -	\$ -	\$ 2,589,431.35
\$ -	\$ -	\$ -	\$ -	\$ -	\$ -	\$ 215,641.39
\$ -	\$ -	\$ -	\$ -	\$ -	\$ -	\$ -
\$ -	\$ -	\$ -	\$ -	\$ -	\$ -	\$ 93,608.79
\$ -	\$ -	\$ -	\$ -	\$ -	\$ -	\$ 309,250.18
\$ -	\$ -	\$ -	\$ -	\$ -	\$ -	\$ -
\$ 118,188.39	\$ -	\$ -	\$ -	\$ -	\$ -	\$ 2,280,181.17

Schedule 6, (Continued)						
2014-2015	2013-2014	2012-2013	2011-2012	2010-2011	2009-2010	2008-2009
\$ -	\$ 88,485.81	\$ -	\$ -	\$ -	\$ -	\$ -
\$ 982,941.02	\$ 15,778.72	\$ -	\$ -	\$ -	\$ -	\$ -
\$ 982,941.02	\$ 104,264.53	\$ -	\$ -	\$ -	\$ -	\$ -
\$ 767,299.63	\$ 104,164.53	\$ -	\$ -	\$ -	\$ -	\$ -
\$ -	\$ -	\$ -	\$ -	\$ -	\$ -	\$ -
\$ -	\$ 100.00	\$ -	\$ -	\$ -	\$ -	\$ -
\$ -	\$ -	\$ -	\$ -	\$ -	\$ -	\$ -
\$ 767,299.63	\$ 104,264.53	\$ -	\$ -	\$ -	\$ -	\$ -
\$ 215,641.39	\$ -	\$ -	\$ -	\$ -	\$ -	\$ -

Schedule 9, Health Fund Investments						
INVESTED IN	Investments on Hand June 30, 2014	Since Purchased	LIQUIDATIONS		Barred by Court Order	Investments on Hand June 30, 2015
			By Collections of Cost	Amortized Premium		
	\$ -	\$ -	\$ -	\$ -	\$ -	\$ -
	\$ -	\$ -	\$ -	\$ -	\$ -	\$ -
	\$ -	\$ -	\$ -	\$ -	\$ -	\$ -
	\$ -	\$ -	\$ -	\$ -	\$ -	\$ -
	\$ -	\$ -	\$ -	\$ -	\$ -	\$ -
	\$ -	\$ -	\$ -	\$ -	\$ -	\$ -
	\$ -	\$ -	\$ -	\$ -	\$ -	\$ -
	\$ -	\$ -	\$ -	\$ -	\$ -	\$ -
	\$ -	\$ -	\$ -	\$ -	\$ -	\$ -
	\$ -	\$ -	\$ -	\$ -	\$ -	\$ -
	\$ -	\$ -	\$ -	\$ -	\$ -	\$ -
	\$ -	\$ -	\$ -	\$ -	\$ -	\$ -
	\$ -	\$ -	\$ -	\$ -	\$ -	\$ -
	\$ -	\$ -	\$ -	\$ -	\$ -	\$ -
	\$ -	\$ -	\$ -	\$ -	\$ -	\$ -
<b>TOTAL INVESTMENT</b>	\$ -	\$ -	\$ -	\$ -	\$ -	\$ -

HEALTH FUND ACCOUNTS COVERING THE PERIOD JULY 1, 2014, to JUNE 30, 2015  
ESTIMATE OF NEEDS FOR 2015-2016

EXHIBIT "E"

Schedule 8(a), Report Of Prior Year's Expenditures				
DEPARTMENTS OF GOVERNMENT APPROPRIATED ACCOUNTS	FISCAL YEAR ENDING JUNE 30, 2014			ORIGINAL APPROPRIATIONS
	RESERVES 6-30-2014	WARRANTS SINCE ISSUED	BALANCE LAPSED APPROPRIATIONS	
<b>92 COUNTY HEALTH BUDGET ACCOUNT:</b>				
92a Personal Services	\$ -	\$ -	\$ -	\$ 700,000.00
92b Part Time Help	\$ -	\$ -	\$ -	\$ -
92c Travel	\$ 2,624.00	\$ 2,489.13	\$ 134.87	\$ 50,000.00
92d Maintenance and Operation	\$ 22,703.50	\$ 13,289.59	\$ 9,413.91	\$ 500,000.00
92e Capital Outlay	\$ -	\$ -	\$ -	\$ 1,607,402.39
92f Child Health	\$ -	\$ -	\$ -	\$ -
92g Other -	\$ -	\$ -	\$ -	\$ -
92h Other -	\$ -	\$ -	\$ -	\$ -
92j Other -	\$ -	\$ -	\$ -	\$ -
<b>92 Total</b>	<b>\$ 25,327.50</b>	<b>\$ 15,778.72</b>	<b>\$ 9,548.78</b>	<b>\$ 2,857,402.39</b>
<b>93</b>				
93a Personal Services	\$ -	\$ -	\$ -	\$ -
93b Part Time Help	\$ -	\$ -	\$ -	\$ -
93c Travel	\$ -	\$ -	\$ -	\$ -
93d Maintenance and Operation	\$ -	\$ -	\$ -	\$ -
93e Capital Outlay	\$ -	\$ -	\$ -	\$ -
93f Intergovernmental	\$ -	\$ -	\$ -	\$ -
93g Other -	\$ -	\$ -	\$ -	\$ -
93h Other -	\$ -	\$ -	\$ -	\$ -
<b>93 Total</b>	<b>\$ -</b>	<b>\$ -</b>	<b>\$ -</b>	<b>\$ -</b>
<b>94</b>				
94a Personal Services	\$ -	\$ -	\$ -	\$ -
94b Part Time Help	\$ -	\$ -	\$ -	\$ -
94c Travel	\$ -	\$ -	\$ -	\$ -
94d Maintenance and Operation	\$ -	\$ -	\$ -	\$ -
94e Capital Outlay	\$ -	\$ -	\$ -	\$ -
94f Intergovernmental	\$ -	\$ -	\$ -	\$ -
94g Other -	\$ -	\$ -	\$ -	\$ -
94h Other -	\$ -	\$ -	\$ -	\$ -
<b>94 Total</b>	<b>\$ -</b>	<b>\$ -</b>	<b>\$ -</b>	<b>\$ -</b>
<b>98 OTHER USES:</b>				
98a Other Deductions	\$ -	\$ -	\$ -	\$ -
<b>98 Total</b>	<b>\$ -</b>	<b>\$ -</b>	<b>\$ -</b>	<b>\$ -</b>
<b>TOTAL GENERAL FUND ACCOUNT</b>	<b>\$ 25,327.50</b>	<b>\$ 15,778.72</b>	<b>\$ 9,548.78</b>	<b>\$ 2,857,402.39</b>
<b>SUBJECT TO WARRANT ISSUE:</b>				
99 Provision for Interest on Warrants	\$ -	\$ -	\$ -	\$ -
<b>GRAND TOTAL GENERAL FUND</b>	<b>\$ 25,327.50</b>	<b>\$ 15,778.72</b>	<b>\$ 9,548.78</b>	<b>\$ 2,857,402.39</b>

ESTIMATE OF NEEDS FOR THE FISCAL YEAR	
PURPOSE:	
Current Expense	
Pro rata share of County Assessor's Budget as determined by County Excise Board	
GRAND TOTAL - General Fund	

HEALTH FUND ACCOUNTS COVERING THE PERIOD JULY 1, 2014, to JUNE 30, 2015  
ESTIMATE OF NEEDS FOR 2015-2016

FISCAL YEAR ENDING JUNE 30, 2015						Governmental Budget Accounts	
						FISCAL YEAR 2015-2016	
SUPPLEMENTAL ADJUSTMENTS		NET AMOUNT OF APPROPRIATION	WARRANTS ISSUED	RESERVES	LAPSED BALANCE KNOWN TO BE UNENCUMBERED	NEEDS AS PRESENTED TO GOVERNING BOARD	TO BE APPROVED BY COUNTY EXCISE BOARD
ADDED	CANCELLED						
#####	\$ -	\$ 1,703,043.03	\$ 751,666.63	\$ 68,333.33	\$ 883,043.07	\$ 900,000.00	\$ 950,000.00
\$ -	\$ -	\$ -	\$ -	\$ -	\$ -	\$ -	\$ -
\$ -	\$ 23,916.40	\$ 26,083.60	\$ 17,017.02	\$ 2,875.00	\$ 6,191.58	\$ 50,000.00	\$ 50,000.00
\$ 45,795.64	\$ -	\$ 545,795.64	\$ 149,046.97	\$ 22,400.46	\$ 374,348.21	\$ 500,000.00	\$ 500,000.00
\$ -	#####	\$ 343,743.99	\$ 65,210.40	\$ -	\$ 278,533.59	\$ 1,750,000.00	\$ 1,674,406.36
\$ 76,669.66	\$ -	\$ 76,669.66	\$ -	\$ -	\$ 76,669.66	\$ -	\$ 107,000.00
\$ -	\$ -	\$ -	\$ -	\$ -	\$ -	\$ -	\$ -
\$ -	\$ -	\$ -	\$ -	\$ -	\$ -	\$ -	\$ -
\$ -	\$ -	\$ -	\$ -	\$ -	\$ -	\$ -	\$ -
#####	#####	\$ 2,695,335.92	\$ 982,941.02	\$ 93,608.79	\$ 1,618,786.11	\$ 3,200,000.00	\$ 3,281,406.36
\$ -	\$ -	\$ -	\$ -	\$ -	\$ -	\$ -	\$ -
\$ -	\$ -	\$ -	\$ -	\$ -	\$ -	\$ -	\$ -
\$ -	\$ -	\$ -	\$ -	\$ -	\$ -	\$ -	\$ -
\$ -	\$ -	\$ -	\$ -	\$ -	\$ -	\$ -	\$ -
\$ -	\$ -	\$ -	\$ -	\$ -	\$ -	\$ -	\$ -
\$ -	\$ -	\$ -	\$ -	\$ -	\$ -	\$ -	\$ -
\$ -	\$ -	\$ -	\$ -	\$ -	\$ -	\$ -	\$ -
\$ -	\$ -	\$ -	\$ -	\$ -	\$ -	\$ -	\$ -
\$ -	\$ -	\$ -	\$ -	\$ -	\$ -	\$ -	\$ -
\$ -	\$ -	\$ -	\$ -	\$ -	\$ -	\$ -	\$ -
\$ -	\$ -	\$ -	\$ -	\$ -	\$ -	\$ -	\$ -
\$ -	\$ -	\$ -	\$ -	\$ -	\$ -	\$ -	\$ -
\$ -	\$ -	\$ -	\$ -	\$ -	\$ -	\$ -	\$ -
\$ -	\$ -	\$ -	\$ -	\$ -	\$ -	\$ -	\$ -
#####	#####	\$ 2,695,335.92	\$ 982,941.02	\$ 93,608.79	\$ 1,618,786.11	\$ 3,200,000.00	\$ 3,281,406.36
\$ -	\$ -	\$ -	\$ -	\$ -	\$ -	\$ -	\$ -
#####	#####	\$ 2,695,335.92	\$ 982,941.02	\$ 93,608.79	\$ 1,618,786.11	\$ 3,200,000.00	\$ 3,281,406.36

		Estimate of Needs by Governing Board	Approved by County Excise Board
		\$ 3,175,000.00	\$ 3,267,465.49
		\$ 25,000.00	\$ 13,940.87
		\$ 3,200,000.00	\$ 3,281,406.36

SPECIAL REVENUE FUND ACCOUNTS COVERING THE PERIOD JULY 1, 2014, to JUNE 30, 2015  
ESTIMATE OF NEEDS FOR 2015-2016

EXHIBIT "I"

Page 1

Special Revenue Fund Accounts:	4-Corp of Engineers Fund	5-Co. Clerks Lien Fee Fund	6-Sheriffs Service Fee Fund
Schedule 1, Detail of Bond and Coupon Indebtedness as of June 30, 2015			
	2014-2015	2014-2015	2014-2015
<b>CURRENT YEAR</b>	<b>Amount</b>	<b>Amount</b>	<b>Amount</b>
<b>ASSETS:</b>			
Cash Balance June 30, 2015	\$ 36,352.11	\$ 32,814.03	\$ 470,091.42
Investments	\$ -	\$ -	\$ -
<b>TOTAL ASSETS</b>	<b>\$ 36,352.11</b>	<b>\$ 32,814.03</b>	<b>\$ 470,091.42</b>
<b>LIABILITIES AND RESERVES:</b>			
Warrants Outstanding	\$ -	\$ 822.88	\$ 1,930.21
Reserve for Interest on Warrants	\$ -	\$ -	\$ -
Reserves From Schedule 8	\$ -	\$ -	\$ 49,630.07
<b>TOTAL LIABILITIES AND RESERVES</b>	<b>\$ -</b>	<b>\$ 822.88</b>	<b>\$ 51,560.28</b>
<b>CASH FUND BALANCE JUNE 30, 2015</b>	<b>\$ 36,352.11</b>	<b>\$ 31,991.15</b>	<b>\$ 418,531.14</b>
<b>TOTAL LIABILITIES, RESERVES AND CASH FUND BALANCE</b>	<b>\$ 36,352.11</b>	<b>\$ 32,814.03</b>	<b>\$ 470,091.42</b>

Schedule 5, Expenditures Special Revenue Fund Accounts of Current Year	2014-2015	2014-2015	2014-2015
<b>CURRENT YEAR</b>	<b>Amount</b>	<b>Amount</b>	<b>Amount</b>
Cash Balance Reported to Excise Board 6-30-2014	\$ 87,720.11	\$ 47,037.92	\$ 417,232.29
Cash Fund Balance Transferred Out	\$ -	\$ -	\$ (1,099.47)
Cash Fund Balance Transferred In	\$ -	\$ -	\$ 647.91
Adjusted Cash Balance	\$ 87,720.11	\$ 47,037.92	\$ 416,780.73
Ad Valorem Tax Apportioned To Year In Caption	\$ -	\$ -	\$ -
Miscellaneous Revenue (Schedule 4)	\$ 31,872.00	\$ 23,252.60	\$ 388,987.83
Cash Fund Balance Forward From Preceding Year	\$ -	\$ -	\$ -
Prior Expenditures Recovered	\$ -	\$ -	\$ -
<b>TOTAL RECEIPTS</b>	<b>\$ 31,872.00</b>	<b>\$ 23,252.60</b>	<b>\$ 388,987.83</b>
<b>TOTAL RECEIPTS AND BALANCE</b>	<b>\$ 119,592.11</b>	<b>\$ 70,290.52</b>	<b>\$ 805,768.56</b>
Warrants of Year in Caption	\$ 83,240.00	\$ 37,476.49	\$ 335,677.14
Interest Paid Thereon	\$ -	\$ -	\$ -
<b>TOTAL DISBURSEMENTS</b>	<b>\$ 83,240.00</b>	<b>\$ 37,476.49</b>	<b>\$ 335,677.14</b>
<b>CASH BALANCE JUNE 30, 2015</b>	<b>\$ 36,352.11</b>	<b>\$ 32,814.03</b>	<b>\$ 470,091.42</b>
Reserve for Warrants Outstanding	\$ -	\$ 822.88	\$ 1,930.21
Reserve for Interest on Warrants	\$ -	\$ -	\$ -
Reserves From Schedule 8	\$ -	\$ -	\$ 49,630.07
<b>TOTAL LIABILITIES AND RESERVE</b>	<b>\$ -</b>	<b>\$ 822.88</b>	<b>\$ 51,560.28</b>
<b>DEFICIT: (Red Figure)</b>	<b>\$ -</b>	<b>\$ -</b>	<b>\$ -</b>
<b>CASH FUND BALANCE FORWARD TO SUCCEEDING YEAR</b>	<b>\$ 36,352.11</b>	<b>\$ 31,991.15</b>	<b>\$ 418,531.14</b>

Schedule 6, Special Revenue Fund Warrant Accounts of Current Year	2014-2015	2014-2015	2014-2015
<b>CURRENT YEAR</b>	<b>Amount</b>	<b>Amount</b>	<b>Amount</b>
Warrants Outstanding 6-30-2014 of Year in Caption	\$ -	\$ 1,790.66	\$ 13,046.56
Warrants Registered During Year	\$ 83,240.00	\$ 36,508.71	\$ 324,928.96
<b>TOTAL</b>	<b>\$ 83,240.00</b>	<b>\$ 38,299.37</b>	<b>\$ 337,975.52</b>
Warrants Paid During Year	\$ 83,240.00	\$ 37,476.49	\$ 335,677.14
Warrants Coverted to Bonds or Judgments	\$ -	\$ -	\$ -
Warrants Cancelled	\$ -	\$ -	\$ -
Warrants Estopped by Statute	\$ -	\$ -	\$ 368.17
<b>TOTAL WARRANTS RETIRED</b>	<b>\$ 83,240.00</b>	<b>\$ 37,476.49</b>	<b>\$ 336,045.31</b>
<b>BALANCE WARRANTS OUTSTANDING JUNE 30, 2015</b>	<b>\$ -</b>	<b>\$ 822.88</b>	<b>\$ 1,930.21</b>

SPECIAL REVENUE FUND ACCOUNTS COVERING THE PERIOD JULY 1, 2014, to JUNE 30, 2015  
ESTIMATE OF NEEDS FOR 2015-2016

EXHIBIT "I"

7-Mort. Tax Cert. Fund	8-Assess. Vis. Inspec Fund	9-Assess Fee Revol. Fund	11-Home Detention Fund	12-Law Library Fund	13-Home Finance Fund	
2014-2015	2014-2015	2014-2015	2014-2015	2014-2015	2014-2015	
Amount	Amount	Amount	Amount	Amount	Amount	Total
\$ 374,984.75	\$ 16.47	\$ 1,924.15	\$ -	\$ 5,363.12	\$ -	\$ 921,546.05
\$ -	\$ -	\$ -	\$ -	\$ -	\$ -	\$ -
\$ 374,984.75	\$ 16.47	\$ 1,924.15	\$ -	\$ 5,363.12	\$ -	\$ 921,546.05
\$ -	\$ -	\$ -	\$ -	\$ 430.60	\$ -	\$ 3,183.69
\$ -	\$ -	\$ -	\$ -	\$ -	\$ -	\$ -
\$ -	\$ -	\$ -	\$ -	\$ -	\$ -	\$ 49,630.07
\$ -	\$ -	\$ -	\$ -	\$ 430.60	\$ -	\$ 52,813.76
\$ 374,984.75	\$ 16.47	\$ 1,924.15	\$ -	\$ 4,932.52	\$ -	\$ 868,732.29
\$ 374,984.75	\$ 16.47	\$ 1,924.15	\$ -	\$ 5,363.12	\$ -	\$ 921,546.05

2014-2015	2014-2015	2014-2015	2014-2015	2014-2015	2014-2015	TOTAL
Amount	Amount	Amount	Amount	Amount	Amount	
\$ 356,289.76	\$ 16.47	\$ 2,913.16	\$ 1,662.75	\$ 51,911.73	\$ 3,687.76	\$ 968,471.95
\$ -	\$ -	\$ -	\$ (1,662.75)	\$ -	\$ (1,162.76)	\$ (3,924.98)
\$ -	\$ -	\$ -	\$ -	\$ -	\$ -	\$ 647.91
\$ 356,289.76	\$ 16.47	\$ 2,913.16	\$ -	\$ 51,911.73	\$ 2,525.00	\$ 965,194.88
\$ -	\$ -	\$ -	\$ -	\$ -	\$ -	\$ -
\$ 20,515.00	\$ -	\$ 1,010.99	\$ -	\$ 29,595.30	\$ -	\$ 495,233.72
\$ -	\$ -	\$ -	\$ -	\$ -	\$ -	\$ -
\$ -	\$ -	\$ -	\$ -	\$ -	\$ -	\$ -
\$ 20,515.00	\$ -	\$ 1,010.99	\$ -	\$ 29,595.30	\$ -	\$ 495,233.72
\$ 376,804.76	\$ 16.47	\$ 3,924.15	\$ -	\$ 81,507.03	\$ 2,525.00	\$ 1,460,428.60
\$ 1,820.01	\$ -	\$ 2,000.00	\$ -	\$ 76,143.91	\$ 2,525.00	\$ 538,882.55
\$ -	\$ -	\$ -	\$ -	\$ -	\$ -	\$ -
\$ 1,820.01	\$ -	\$ 2,000.00	\$ -	\$ 76,143.91	\$ 2,525.00	\$ 538,882.55
\$ 374,984.75	\$ 16.47	\$ 1,924.15	\$ -	\$ 5,363.12	\$ -	\$ 921,546.05
\$ -	\$ -	\$ -	\$ -	\$ 430.60	\$ -	\$ 3,183.69
\$ -	\$ -	\$ -	\$ -	\$ -	\$ -	\$ -
\$ -	\$ -	\$ -	\$ -	\$ -	\$ -	\$ 49,630.07
\$ -	\$ -	\$ -	\$ -	\$ 430.60	\$ -	\$ 52,813.76
\$ -	\$ -	\$ -	\$ -	\$ -	\$ -	\$ -
\$ 374,984.75	\$ 16.47	\$ 1,924.15	\$ -	\$ 4,932.52	\$ -	\$ 868,732.29

2014-2015	2014-2015	2014-2015	2014-2015	2014-2015	2014-2015	TOTAL
Amount	Amount	Amount	Amount	Amount	Amount	
\$ 536.00	\$ -	\$ 2,000.00	\$ -	\$ 430.60	\$ -	\$ 17,803.82
\$ 1,284.01	\$ -	\$ -	\$ -	\$ 76,143.91	\$ 2,525.00	\$ 524,630.59
\$ 1,820.01	\$ -	\$ 2,000.00	\$ -	\$ 76,574.51	\$ 2,525.00	\$ 542,434.41
\$ 1,820.01	\$ -	\$ 2,000.00	\$ -	\$ 76,143.91	\$ 2,525.00	\$ 538,882.55
\$ -	\$ -	\$ -	\$ -	\$ -	\$ -	\$ -
\$ -	\$ -	\$ -	\$ -	\$ -	\$ -	\$ -
\$ -	\$ -	\$ -	\$ -	\$ -	\$ -	\$ 368.17
\$ 1,820.01	\$ -	\$ 2,000.00	\$ -	\$ 76,143.91	\$ 2,525.00	\$ 539,250.72
\$ -	\$ -	\$ -	\$ -	\$ 430.60	\$ -	\$ 3,183.69

SPECIAL REVENUE FUND ACCOUNTS COVERING THE PERIOD JULY 1, 2014, to JUNE 30, 2015  
ESTIMATE OF NEEDS FOR 2015-2016

EXHIBIT "I"

Page 2

Special Revenue Fund Accounts:	15-Sheriff Contract Pris. 21-Resale (Treasurer) 23-Community Sent. Co		
	Fund	Fund	Fund
Schedule 1, Detail of Bond and Coupon Indebtedness as of June 30, 2015	2014-2015	2014-2015	2014-2015
CURRENT YEAR	Amount	Amount	Amount
<b>ASSETS:</b>			
Cash Balance June 30, 2015	\$ 154,584.37	\$ 805,038.57	\$ 77,312.29
Investments	\$ -	\$ -	\$ -
<b>TOTAL ASSETS</b>	<b>\$ 154,584.37</b>	<b>\$ 805,038.57</b>	<b>\$ 77,312.29</b>
<b>LIABILITIES AND RESERVES:</b>			
Warrants Outstanding	\$ -	\$ 30,016.72	\$ 2,002.02
Reserve for Interest on Warrants	\$ -	\$ -	\$ -
Reserves From Schedule 8	\$ 29,700.00	\$ 11,707.00	\$ -
<b>TOTAL LIABILITIES AND RESERVES</b>	<b>\$ 29,700.00</b>	<b>\$ 41,723.72</b>	<b>\$ 2,002.02</b>
<b>CASH FUND BALANCE JUNE 30, 2015</b>	<b>\$ 124,884.37</b>	<b>\$ 763,314.85</b>	<b>\$ 75,310.27</b>
<b>TOTAL LIABILITIES, RESERVES AND CASH FUND BALANCE</b>	<b>\$ 154,584.37</b>	<b>\$ 805,038.57</b>	<b>\$ 77,312.29</b>

Schedule 5, Expenditures Special Revenue Fund Accounts of Current Year	2014-2015	2014-2015	2014-2015
	Amount	Amount	Amount
<b>CURRENT YEAR</b>			
Cash Balance Reported to Excise Board 6-30-2014	\$ 318,953.87	\$ 737,171.18	\$ 122,412.39
Cash Fund Balance Transferred Out	\$ -	\$ (16,541.57)	\$ -
Cash Fund Balance Transferred In	\$ -	\$ 6,704.25	\$ -
Adjusted Cash Balance	\$ 318,953.87	\$ 727,333.86	\$ 122,412.39
Ad Valorem Tax Apportioned To Year In Caption	\$ -	\$ -	\$ -
Miscellaneous Revenue (Schedule 4)	\$ 86,886.00	\$ 587,120.15	\$ 39,213.09
Cash Fund Balance Forward From Preceding Year	\$ -	\$ -	\$ -
Prior Expenditures Recovered	\$ -	\$ -	\$ -
<b>TOTAL RECEIPTS</b>	<b>\$ 86,886.00</b>	<b>\$ 587,120.15</b>	<b>\$ 39,213.09</b>
<b>TOTAL RECEIPTS AND BALANCE</b>	<b>\$ 405,839.87</b>	<b>\$ 1,314,454.01</b>	<b>\$ 161,625.48</b>
Warrants of Year in Caption	\$ 251,255.50	\$ 509,415.44	\$ 84,313.19
Interest Paid Thereon	\$ -	\$ -	\$ -
<b>TOTAL DISBURSEMENTS</b>	<b>\$ 251,255.50</b>	<b>\$ 509,415.44</b>	<b>\$ 84,313.19</b>
<b>CASH BALANCE JUNE 30, 2015</b>	<b>\$ 154,584.37</b>	<b>\$ 805,038.57</b>	<b>\$ 77,312.29</b>
Reserve for Warrants Outstanding	\$ -	\$ 30,016.72	\$ 2,002.02
Reserve for Interest on Warrants	\$ -	\$ -	\$ -
Reserves From Schedule 8	\$ 29,700.00	\$ 11,707.00	\$ -
<b>TOTAL LIABILITIES AND RESERVE</b>	<b>\$ 29,700.00</b>	<b>\$ 41,723.72</b>	<b>\$ 2,002.02</b>
<b>DEFICIT: (Red Figure)</b>	<b>\$ -</b>	<b>\$ -</b>	<b>\$ -</b>
<b>CASH FUND BALANCE FORWARD TO SUCCEEDING YEAR</b>	<b>\$ 124,884.37</b>	<b>\$ 763,314.85</b>	<b>\$ 75,310.27</b>

Schedule 6, Special Revenue Fund Warrant Accounts of Current Year	2014-2015	2014-2015	2014-2015
	Amount	Amount	Amount
<b>CURRENT YEAR</b>			
Warrants Outstanding 6-30-2014 of Year in Caption	\$ 52,763.14	\$ 25,925.76	\$ 3,624.71
Warrants Registered During Year	\$ 198,492.36	\$ 513,640.80	\$ 82,690.50
<b>TOTAL</b>	<b>\$ 251,255.50</b>	<b>\$ 539,566.56</b>	<b>\$ 86,315.21</b>
Warrants Paid During Year	\$ 251,255.50	\$ 509,415.44	\$ 84,313.19
Warrants Converted to Bonds or Judgments	\$ -	\$ -	\$ -
Warrants Cancelled	\$ -	\$ 40.40	\$ -
Warrants Estopped by Statute	\$ -	\$ 94.00	\$ -
<b>TOTAL WARRANTS RETIRED</b>	<b>\$ 251,255.50</b>	<b>\$ 509,549.84</b>	<b>\$ 84,313.19</b>
<b>BALANCE WARRANTS OUTSTANDING JUNE 30, 2015</b>	<b>\$ -</b>	<b>\$ 30,016.72</b>	<b>\$ 2,002.02</b>



SPECIAL REVENUE FUND ACCOUNTS COVERING THE PERIOD JULY 1, 2014, to JUNE 30, 2015  
ESTIMATE OF NEEDS FOR 2015-2016

EXHIBIT "I"

2

24Comm. Sent. DOC Fund	27-E-911 Fund	28-Storm Shelter Fund	29-Crt. Clerk Revol. Fund	31-Co. Clerks Pres. Fund	32-Emerg. Manage. Fund	
2014-2015	2014-2015	2014-2015	2014-2015	2014-2015	2014-2015	2014-2015
Amount	Amount	Amount	Amount	Amount	Amount	Total
\$ 39,196.99	\$ 520,660.95	\$ -	\$ 135,681.19	\$ 180,805.46	\$ 9,372.73	\$ 1,922,652.55
\$ -	\$ -	\$ -	\$ -	\$ -	\$ -	\$ -
\$ 39,196.99	\$ 520,660.95	\$ -	\$ 135,681.19	\$ 180,805.46	\$ 9,372.73	\$ 1,922,652.55
\$ -	\$ 11,753.39	\$ -	\$ -	\$ 340.85	\$ 3,142.43	\$ 47,255.41
\$ -	\$ -	\$ -	\$ -	\$ -	\$ -	\$ -
\$ -	\$ 5,807.72	\$ -	\$ -	\$ 854.00	\$ 2,169.40	\$ 50,238.12
\$ -	\$ 17,561.11	\$ -	\$ -	\$ 1,194.85	\$ 5,311.83	\$ 97,493.53
\$ 39,196.99	\$ 503,099.84	\$ -	\$ 135,681.19	\$ 179,610.61	\$ 4,060.90	\$ 1,825,159.02
\$ 39,196.99	\$ 520,660.95	\$ -	\$ 135,681.19	\$ 180,805.46	\$ 9,372.73	\$ 1,922,652.55

2014-2015	2014-2015	2014-2015	2014-2015	2014-2015	2014-2015	2014-2015
Amount	Amount	Amount	Amount	Amount	Amount	TOTAL
\$ 14,847.17	\$ 427,521.17	\$ 4,040.00	\$ 169,449.14	\$ 128,167.36	\$ 27,987.34	\$ 1,950,549.62
\$ -	\$ (106.39)	\$ (2,040.00)	\$ -	\$ -	\$ (2,337.19)	\$ (21,025.15)
\$ -	\$ -	\$ 2,000.00	\$ -	\$ -	\$ 2,040.00	\$ 10,744.25
\$ 14,847.17	\$ 427,414.78	\$ 4,000.00	\$ 169,449.14	\$ 128,167.36	\$ 27,690.15	\$ 1,940,268.72
\$ -	\$ -	\$ -	\$ -	\$ -	\$ -	\$ -
\$ 32,303.04	\$ 487,905.79	\$ -	\$ 61,347.80	\$ 83,379.20	\$ 23,826.77	\$ 1,401,981.84
\$ -	\$ -	\$ -	\$ -	\$ -	\$ -	\$ -
\$ -	\$ -	\$ -	\$ -	\$ -	\$ -	\$ -
\$ 32,303.04	\$ 487,905.79	\$ -	\$ 61,347.80	\$ 83,379.20	\$ 23,826.77	\$ 1,401,981.84
\$ 47,150.21	\$ 915,320.57	\$ 4,000.00	\$ 230,796.94	\$ 211,546.56	\$ 51,516.92	\$ 3,342,250.56
\$ 7,953.22	\$ 394,659.62	\$ 4,000.00	\$ 95,115.75	\$ 30,741.10	\$ 42,144.19	\$ 1,419,598.01
\$ -	\$ -	\$ -	\$ -	\$ -	\$ -	\$ -
\$ 7,953.22	\$ 394,659.62	\$ 4,000.00	\$ 95,115.75	\$ 30,741.10	\$ 42,144.19	\$ 1,419,598.01
\$ 39,196.99	\$ 520,660.95	\$ -	\$ 135,681.19	\$ 180,805.46	\$ 9,372.73	\$ 1,922,652.55
\$ -	\$ 11,753.39	\$ -	\$ -	\$ 340.85	\$ 3,142.43	\$ 47,255.41
\$ -	\$ -	\$ -	\$ -	\$ -	\$ -	\$ -
\$ -	\$ 5,807.72	\$ -	\$ -	\$ 854.00	\$ 2,169.40	\$ 50,238.12
\$ -	\$ 17,561.11	\$ -	\$ -	\$ 1,194.85	\$ 5,311.83	\$ 97,493.53
\$ -	\$ -	\$ -	\$ -	\$ -	\$ -	\$ -
\$ 39,196.99	\$ 503,099.84	\$ -	\$ 135,681.19	\$ 179,610.61	\$ 4,060.90	\$ 1,825,159.02

2014-2015	2014-2015	2014-2015	2014-2015	2014-2015	2014-2015	2014-2015
Amount	Amount	Amount	Amount	Amount	Amount	TOTAL
\$ -	\$ 24,061.17	\$ -	\$ -	\$ -	\$ 8,155.23	\$ 114,530.01
\$ 7,953.22	\$ 382,351.84	\$ 4,000.00	\$ 95,115.75	\$ 31,081.95	\$ 37,131.39	\$ 1,352,457.81
\$ 7,953.22	\$ 406,413.01	\$ 4,000.00	\$ 95,115.75	\$ 31,081.95	\$ 45,286.62	\$ 1,466,987.82
\$ 7,953.22	\$ 394,659.62	\$ 4,000.00	\$ 95,115.75	\$ 30,741.10	\$ 42,144.19	\$ 1,419,598.01
\$ -	\$ -	\$ -	\$ -	\$ -	\$ -	\$ -
\$ -	\$ -	\$ -	\$ -	\$ -	\$ -	\$ 40.40
\$ -	\$ -	\$ -	\$ -	\$ -	\$ -	\$ 94.00
\$ 7,953.22	\$ 394,659.62	\$ 4,000.00	\$ 95,115.75	\$ 30,741.10	\$ 42,144.19	\$ 1,419,732.41
\$ -	\$ 11,753.39	\$ -	\$ -	\$ 340.85	\$ 3,142.43	\$ 47,255.41

SPECIAL REVENUE FUND ACCOUNTS COVERING THE PERIOD JULY 1, 2014, to JUNE 30, 2015  
ESTIMATE OF NEEDS FOR 2015-2016

EXHIBIT "I"

Page 3

Special Revenue Fund Accounts:	33-Court Fund Payroll Fund	38-51,77 Fire Dept Fund	55-Special Econ. Dev. Fund
Schedule 1, Detail of Bond and Coupon Indebtedness as of June 30, 2015	2014-2015	2014-2015	2014-2015
CURRENT YEAR	Amount	Amount	Amount
<b>ASSETS:</b>			
Cash Balance June 30, 2015	\$ 74,331.00	\$ 1,893,936.65	\$ 1,079,875.93
Investments	\$ -	\$ -	\$ -
<b>TOTAL ASSETS</b>	<b>\$ 74,331.00</b>	<b>\$ 1,893,936.65</b>	<b>\$ 1,079,875.93</b>
<b>LIABILITIES AND RESERVES:</b>			
Warrants Outstanding	\$ 16,589.52	\$ 31,643.49	\$ 99.60
Reserve for Interest on Warrants	\$ -	\$ -	\$ -
Reserves From Schedule 8	\$ -	\$ 71,296.15	\$ 20,004.97
<b>TOTAL LIABILITIES AND RESERVES</b>	<b>\$ 16,589.52</b>	<b>\$ 102,939.64</b>	<b>\$ 20,104.57</b>
<b>CASH FUND BALANCE JUNE 30, 2015</b>	<b>\$ 57,741.48</b>	<b>\$ 1,790,997.01</b>	<b>\$ 1,059,771.36</b>
<b>TOTAL LIABILITIES, RESERVES AND CASH FUND BALANCE</b>	<b>\$ 74,331.00</b>	<b>\$ 1,893,936.65</b>	<b>\$ 1,079,875.93</b>

Schedule 5, Expenditures Special Revenue Fund Accounts of Current Year	2014-2015	2014-2015	2014-2015
CURRENT YEAR	Amount	Amount	Amount
Cash Balance Reported to Excise Board 6-30-2014	\$ 45,638.37	\$ 1,671,567.28	\$ 1,429,796.98
Cash Fund Balance Transferred Out	\$ -	\$ -	\$ -
Cash Fund Balance Transferred In	\$ -	\$ -	\$ -
Adjusted Cash Balance	\$ 45,638.37	\$ 1,671,567.28	\$ 1,429,796.98
Ad Valorem Tax Apportioned To Year In Caption	\$ -	\$ -	\$ -
Miscellaneous Revenue (Schedule 4)	\$ 297,786.00	\$ 1,520,638.77	\$ 342,815.29
Cash Fund Balance Forward From Preceding Year	\$ -	\$ -	\$ -
Prior Expenditures Recovered	\$ -	\$ -	\$ -
<b>TOTAL RECEIPTS</b>	<b>\$ 297,786.00</b>	<b>\$ 1,520,638.77</b>	<b>\$ 342,815.29</b>
<b>TOTAL RECEIPTS AND BALANCE</b>	<b>\$ 343,424.37</b>	<b>\$ 3,192,206.05</b>	<b>\$ 1,772,612.27</b>
Warrants of Year in Caption	\$ 269,093.37	\$ 1,298,269.40	\$ 692,736.34
Interest Paid Thereon	\$ -	\$ -	\$ -
<b>TOTAL DISBURSEMENTS</b>	<b>\$ 269,093.37</b>	<b>\$ 1,298,269.40</b>	<b>\$ 692,736.34</b>
<b>CASH BALANCE JUNE 30, 2015</b>	<b>\$ 74,331.00</b>	<b>\$ 1,893,936.65</b>	<b>\$ 1,079,875.93</b>
Reserve for Warrants Outstanding	\$ 16,589.52	\$ 31,643.49	\$ 99.60
Reserve for Interest on Warrants	\$ -	\$ -	\$ -
Reserves From Schedule 8	\$ -	\$ 71,296.15	\$ 20,004.97
<b>TOTAL LIABILITIES AND RESERVE</b>	<b>\$ 16,589.52</b>	<b>\$ 102,939.64</b>	<b>\$ 20,104.57</b>
<b>DEFICIT: (Red Figure)</b>	<b>\$ -</b>	<b>\$ -</b>	<b>\$ -</b>
<b>CASH FUND BALANCE FORWARD TO SUCCEEDING YEAR.</b>	<b>\$ 57,741.48</b>	<b>\$ 1,790,997.01</b>	<b>\$ 1,059,771.36</b>

Schedule 6, Special Revenue Fund Warrant Accounts of Current Year	2014-2015	2014-2015	2014-2015
CURRENT YEAR	Amount	Amount	Amount
Warrants Outstanding 6-30-2014 of Year in Caption	\$ 22,088.02	\$ 17,700.37	\$ 113,131.38
Warrants Registered During Year	\$ 263,594.87	\$ 1,312,621.02	\$ 579,704.56
<b>TOTAL</b>	<b>\$ 285,682.89</b>	<b>\$ 1,330,321.39</b>	<b>\$ 692,835.94</b>
Warrants Paid During Year	\$ 269,093.37	\$ 1,298,269.40	\$ 692,736.34
Warrants Coverted to Bonds or Judgments	\$ -	\$ -	\$ -
Warrants Cancelled	\$ -	\$ -	\$ -
Warrants Estopped by Statute	\$ -	\$ 408.50	\$ -
<b>TOTAL WARRANTS RETIRED</b>	<b>\$ 269,093.37</b>	<b>\$ 1,298,677.90</b>	<b>\$ 692,736.34</b>
<b>BALANCE WARRANTS OUTSTANDING JUNE 30, 2015</b>	<b>\$ 16,589.52</b>	<b>\$ 31,643.49</b>	<b>\$ 99.60</b>

SPECIAL REVENUE FUND ACCOUNTS COVERING THE PERIOD JULY 1, 2014, to JUNE 30, 2015  
ESTIMATE OF NEEDS FOR 2015-2016

EXHIBIT "I"

3

57-Excess Resale Fund	60-Adult Drug Ct Fund	68-Sheriffs Comm. Fund	71-Youth Grad. Sanc Fund	73-Indiv. Redemp. Fund	74-Co. Commiss. Use Fund	
2014-2015	2014-2015	2014-2015	2014-2015	2014-2015	2014-2015	
Amount	Amount	Amount	Amount	Amount	Amount	Total
\$ 90,042.04	\$ 69,487.95	\$ 188,980.05	\$ 140.84	\$ 4,087.09	\$ 290,604.61	\$ 3,691,486.16
\$ -	\$ -	\$ -	\$ -	\$ -	\$ -	\$ -
\$ 90,042.04	\$ 69,487.95	\$ 188,980.05	\$ 140.84	\$ 4,087.09	\$ 290,604.61	\$ 3,691,486.16
\$ -	\$ 12,996.92	\$ 8,341.35	\$ -	\$ -	\$ 15,386.96	\$ 85,057.84
\$ -	\$ -	\$ -	\$ -	\$ -	\$ -	\$ -
\$ -	\$ 1,857.00	\$ 4,500.00	\$ -	\$ -	\$ 7,471.89	\$ 105,130.01
\$ -	\$ 14,853.92	\$ 12,841.35	\$ -	\$ -	\$ 22,858.85	\$ 190,187.85
\$ 90,042.04	\$ 54,634.03	\$ 176,138.70	\$ 140.84	\$ 4,087.09	\$ 267,745.76	\$ 3,501,298.31
\$ 90,042.04	\$ 69,487.95	\$ 188,980.05	\$ 140.84	\$ 4,087.09	\$ 290,604.61	\$ 3,691,486.16

2014-2015	2014-2015	2014-2015	2014-2015	2014-2015	2014-2015	2014-2015
Amount	Amount	Amount	Amount	Amount	Amount	TOTAL
\$ 48,118.25	\$ 87,276.58	\$ 128,036.95	\$ 300.61	\$ 4,087.09	\$ 286,424.33	\$ 3,701,246.44
\$ (6,704.25)	\$ -	\$ -	\$ -	\$ -	\$ (7,275.00)	\$ (13,979.25)
\$ -	\$ -	\$ 1,099.47	\$ -	\$ -	\$ 147,499.95	\$ 148,599.42
\$ 41,414.00	\$ 87,276.58	\$ 129,136.42	\$ 300.61	\$ 4,087.09	\$ 426,649.28	\$ 3,835,866.61
\$ -	\$ -	\$ -	\$ -	\$ -	\$ -	\$ -
\$ 75,076.82	\$ 147,555.52	\$ 132,205.15	\$ 50.00	\$ -	\$ 205,101.39	\$ 2,721,228.94
\$ -	\$ -	\$ -	\$ -	\$ -	\$ -	\$ -
\$ -	\$ -	\$ -	\$ -	\$ -	\$ -	\$ -
\$ 75,076.82	\$ 147,555.52	\$ 132,205.15	\$ 50.00	\$ -	\$ 205,101.39	\$ 2,721,228.94
\$ 116,490.82	\$ 234,832.10	\$ 261,341.57	\$ 350.61	\$ 4,087.09	\$ 631,750.67	\$ 6,557,095.55
\$ 26,448.78	\$ 165,344.15	\$ 72,361.52	\$ 209.77	\$ -	\$ 341,146.06	\$ 2,865,609.39
\$ -	\$ -	\$ -	\$ -	\$ -	\$ -	\$ -
\$ 26,448.78	\$ 165,344.15	\$ 72,361.52	\$ 209.77	\$ -	\$ 341,146.06	\$ 2,865,609.39
\$ 90,042.04	\$ 69,487.95	\$ 188,980.05	\$ 140.84	\$ 4,087.09	\$ 290,604.61	\$ 3,691,486.16
\$ -	\$ 12,996.92	\$ 8,341.35	\$ -	\$ -	\$ 15,386.96	\$ 85,057.84
\$ -	\$ -	\$ -	\$ -	\$ -	\$ -	\$ -
\$ -	\$ 1,857.00	\$ 4,500.00	\$ -	\$ -	\$ 7,471.89	\$ 105,130.01
\$ -	\$ 14,853.92	\$ 12,841.35	\$ -	\$ -	\$ 22,858.85	\$ 190,187.85
\$ -	\$ -	\$ -	\$ -	\$ -	\$ -	\$ -
\$ 90,042.04	\$ 54,634.03	\$ 176,138.70	\$ 140.84	\$ 4,087.09	\$ 267,745.76	\$ 3,501,298.31

2014-2015	2014-2015	2014-2015	2014-2015	2014-2015	2014-2015	2014-2015
Amount	Amount	Amount	Amount	Amount	Amount	TOTAL
\$ -	\$ 9,842.28	\$ 4,888.76	\$ -	\$ -	\$ 12,477.89	\$ 180,128.70
\$ 26,448.78	\$ 168,563.79	\$ 75,814.11	\$ 209.77	\$ -	\$ 344,055.13	\$ 2,771,012.03
\$ 26,448.78	\$ 178,406.07	\$ 80,702.87	\$ 209.77	\$ -	\$ 356,533.02	\$ 2,951,140.73
\$ 26,448.78	\$ 165,344.15	\$ 72,361.52	\$ 209.77	\$ -	\$ 341,146.06	\$ 2,865,609.39
\$ -	\$ -	\$ -	\$ -	\$ -	\$ -	\$ -
\$ -	\$ -	\$ -	\$ -	\$ -	\$ -	\$ -
\$ -	\$ 65.00	\$ -	\$ -	\$ -	\$ -	\$ 473.50
\$ 26,448.78	\$ 165,409.15	\$ 72,361.52	\$ 209.77	\$ -	\$ 341,146.06	\$ 2,866,082.89
\$ -	\$ 12,996.92	\$ 8,341.35	\$ -	\$ -	\$ 15,386.96	\$ 85,057.84

SPECIAL REVENUE FUND ACCOUNTS COVERING THE PERIOD JULY 1, 2014, to JUNE 30, 2015  
ESTIMATE OF NEEDS FOR 2015-2016

EXHIBIT "I"

Page 4

Special Revenue Fund Accounts:	78-1 Cent Sales Tax Fund	Choska Drainage Dist Fund	81-Crthse Build/Maint Fund
Schedule 1, Detail of Bond and Coupon Indebtedness as of June 30, 2015	2014-2015	2014-2015	2014-2015
CURRENT YEAR	Amount	Amount	Amount
<b>ASSETS:</b>			
Cash Balance June 30, 2015	\$ 4,521,636.63	\$ 12,658.85	\$ 4,697,677.30
Investments	\$ -	\$ -	\$ -
<b>TOTAL ASSETS</b>	<b>\$ 4,521,636.63</b>	<b>\$ 12,658.85</b>	<b>\$ 4,697,677.30</b>
<b>LIABILITIES AND RESERVES:</b>			
Warrants Outstanding	\$ 163,710.40	\$ -	\$ -
Reserve for Interest on Warrants	\$ -	\$ -	\$ -
Reserves From Schedule 8	\$ 372,441.35	\$ -	\$ 58,921.00
<b>TOTAL LIABILITIES AND RESERVES</b>	<b>\$ 536,151.75</b>	<b>\$ -</b>	<b>\$ 58,921.00</b>
<b>CASH FUND BALANCE JUNE 30, 2015</b>	<b>\$ 3,985,484.88</b>	<b>\$ 12,658.85</b>	<b>\$ 4,638,756.30</b>
<b>TOTAL LIABILITIES, RESERVES AND CASH FUND BALANCE</b>	<b>\$ 4,521,636.63</b>	<b>\$ 12,658.85</b>	<b>\$ 4,697,677.30</b>

Schedule 5, Expenditures Special Revenue Fund Accounts of Current Year	2014-2015	2014-2015	2014-2015
CURRENT YEAR	Amount	Amount	Amount
Cash Balance Reported to Excise Board 6-30-2014	\$ 3,991,777.10	\$ 9,047.56	\$ 4,626,267.32
Cash Fund Balance Transferred Out	\$ (101,055.82)	\$ -	\$ (500,000.00)
Cash Fund Balance Transferred In	\$ 3,969.22	\$ -	\$ 550,000.00
Adjusted Cash Balance	\$ 3,894,690.50	\$ 9,047.56	\$ 4,676,267.32
Ad Valorem Tax Apportioned To Year In Caption	\$ -	\$ -	\$ -
Miscellaneous Revenue (Schedule 4)	\$ 5,235,677.41	\$ 3,611.29	\$ 36,057.05
Cash Fund Balance Forward From Preceding Year	\$ -	\$ -	\$ -
Prior Expenditures Recovered	\$ -	\$ -	\$ -
<b>TOTAL RECEIPTS</b>	<b>\$ 5,235,677.41</b>	<b>\$ 3,611.29</b>	<b>\$ 36,057.05</b>
<b>TOTAL RECEIPTS AND BALANCE</b>	<b>\$ 9,130,367.91</b>	<b>\$ 12,658.85</b>	<b>\$ 4,712,324.37</b>
Warrants of Year in Caption	\$ 4,608,731.28	\$ -	\$ 14,647.07
Interest Paid Thereon	\$ -	\$ -	\$ -
<b>TOTAL DISBURSEMENTS</b>	<b>\$ 4,608,731.28</b>	<b>\$ -</b>	<b>\$ 14,647.07</b>
<b>CASH BALANCE JUNE 30, 2015</b>	<b>\$ 4,521,636.63</b>	<b>\$ 12,658.85</b>	<b>\$ 4,697,677.30</b>
Reserve for Warrants Outstanding	\$ 163,710.40	\$ -	\$ -
Reserve for Interest on Warrants	\$ -	\$ -	\$ -
Reserves From Schedule 8	\$ 372,441.35	\$ -	\$ 58,921.00
<b>TOTAL LIABILITIES AND RESERVE</b>	<b>\$ 536,151.75</b>	<b>\$ -</b>	<b>\$ 58,921.00</b>
<b>DEFICIT: (Red Figure)</b>	<b>\$ -</b>	<b>\$ -</b>	<b>\$ -</b>
<b>CASH FUND BALANCE FORWARD TO SUCCEEDING YEAR</b>	<b>\$ 3,985,484.88</b>	<b>\$ 12,658.85</b>	<b>\$ 4,638,756.30</b>

Schedule 6, Special Revenue Fund Warrant Accounts of Current Year	2014-2015	2014-2015	2014-2015
CURRENT YEAR	Amount	Amount	Amount
Warrants Outstanding 6-30-2014 of Year in Caption	\$ 45,828.27	\$ -	\$ -
Warrants Registered During Year	\$ 4,726,751.36	\$ -	\$ 14,647.07
<b>TOTAL</b>	<b>\$ 4,772,579.63</b>	<b>\$ -</b>	<b>\$ 14,647.07</b>
Warrants Paid During Year	\$ 4,608,731.28	\$ -	\$ 14,647.07
Warrants Coverted to Bonds or Judgments	\$ -	\$ -	\$ -
Warrants Cancelled	\$ -	\$ -	\$ -
Warrants Estopped by Statute	\$ 137.95	\$ -	\$ -
<b>TOTAL WARRANTS RETIRED</b>	<b>\$ 4,608,869.23</b>	<b>\$ -</b>	<b>\$ 14,647.07</b>
<b>BALANCE WARRANTS OUTSTANDING JUNE 30, 2015</b>	<b>\$ 163,710.40</b>	<b>\$ -</b>	<b>\$ -</b>

SPECIAL REVENUE FUND ACCOUNTS COVERING THE PERIOD JULY 1, 2014, to JUNE 30, 2015  
ESTIMATE OF NEEDS FOR 2015-2016

EXHIBIT "I"

83-Mental Health Fund	91-MD CATCH Gt Fund	93-Juvenile Drug Ct Fund	95-STEP Fund	101-OHSO Grant Fund	102-JAG Recovery Fund	Total
2014-2015	2014-2015	2014-2015	2014-2015	2014-2015	2014-2015	
Amount	Amount	Amount	Amount	Amount	Amount	Total
\$ 93,715.68	\$ -	\$ 11,658.53	\$ 9,197.77	\$ 15,627.38	\$ 11,205.14	\$ 9,373,377.28
\$ -	\$ -	\$ -	\$ -	\$ -	\$ -	\$ -
\$ 93,715.68	\$ -	\$ 11,658.53	\$ 9,197.77	\$ 15,627.38	\$ 11,205.14	\$ 9,373,377.28
\$ 4,828.17	\$ -	\$ 2,259.41	\$ -	\$ -	\$ -	\$ 170,797.98
\$ -	\$ -	\$ -	\$ -	\$ -	\$ -	\$ -
\$ 1,027.00	\$ -	\$ 375.00	\$ -	\$ -	\$ -	\$ 432,764.35
\$ 5,855.17	\$ -	\$ 2,634.41	\$ -	\$ -	\$ -	\$ 603,562.33
\$ 87,860.51	\$ -	\$ 9,024.12	\$ 9,197.77	\$ 15,627.38	\$ 11,205.14	\$ 8,769,814.95
\$ 93,715.68	\$ -	\$ 11,658.53	\$ 9,197.77	\$ 15,627.38	\$ 11,205.14	\$ 9,373,377.28

2014-2015	2014-2015	2014-2015	2014-2015	2014-2015	2014-2015	TOTAL
Amount	Amount	Amount	Amount	Amount	Amount	
\$ 84,321.78	\$ 76,669.66	\$ 24,409.04	\$ 9,197.77	\$ 15,627.38	\$ 11,205.14	\$ 8,848,522.75
\$ -	\$ (76,669.66)	\$ -	\$ -	\$ -	\$ -	\$ (677,725.48)
\$ -	\$ -	\$ 8,937.75	\$ -	\$ -	\$ -	\$ 562,906.97
\$ 84,321.78	\$ -	\$ 33,346.79	\$ 9,197.77	\$ 15,627.38	\$ 11,205.14	\$ 8,733,704.24
\$ -	\$ -	\$ -	\$ -	\$ -	\$ -	\$ -
\$ 80,270.83	\$ -	\$ 40,615.00	\$ -	\$ -	\$ -	\$ 5,396,231.58
\$ -	\$ -	\$ -	\$ -	\$ -	\$ -	\$ -
\$ -	\$ -	\$ -	\$ -	\$ -	\$ -	\$ -
\$ 80,270.83	\$ -	\$ 40,615.00	\$ -	\$ -	\$ -	\$ 5,396,231.58
\$ 164,592.61	\$ -	\$ 73,961.79	\$ 9,197.77	\$ 15,627.38	\$ 11,205.14	\$ 14,129,935.82
\$ 70,876.93	\$ -	\$ 62,303.26	\$ -	\$ -	\$ -	\$ 4,756,558.54
\$ -	\$ -	\$ -	\$ -	\$ -	\$ -	\$ -
\$ 70,876.93	\$ -	\$ 62,303.26	\$ -	\$ -	\$ -	\$ 4,756,558.54
\$ 93,715.68	\$ -	\$ 11,658.53	\$ 9,197.77	\$ 15,627.38	\$ 11,205.14	\$ 9,373,377.28
\$ 4,828.17	\$ -	\$ 2,259.41	\$ -	\$ -	\$ -	\$ 170,797.98
\$ -	\$ -	\$ -	\$ -	\$ -	\$ -	\$ -
\$ 1,027.00	\$ -	\$ 375.00	\$ -	\$ -	\$ -	\$ 432,764.35
\$ 5,855.17	\$ -	\$ 2,634.41	\$ -	\$ -	\$ -	\$ 603,562.33
\$ -	\$ -	\$ -	\$ -	\$ -	\$ -	\$ -
\$ 87,860.51	\$ -	\$ 9,024.12	\$ 9,197.77	\$ 15,627.38	\$ 11,205.14	\$ 8,769,814.95

2014-2015	2014-2015	2014-2015	2014-2015	2014-2015	2014-2015	TOTAL
Amount	Amount	Amount	Amount	Amount	Amount	
\$ 6,374.78	\$ -	\$ 4,810.83	\$ -	\$ -	\$ -	\$ 57,013.88
\$ 69,495.30	\$ -	\$ 59,751.84	\$ -	\$ -	\$ -	\$ 4,870,645.57
\$ 75,870.08	\$ -	\$ 64,562.67	\$ -	\$ -	\$ -	\$ 4,927,659.45
\$ 70,876.93	\$ -	\$ 62,303.26	\$ -	\$ -	\$ -	\$ 4,756,558.54
\$ -	\$ -	\$ -	\$ -	\$ -	\$ -	\$ -
\$ -	\$ -	\$ -	\$ -	\$ -	\$ -	\$ -
\$ 164.98	\$ -	\$ -	\$ -	\$ -	\$ -	\$ 302.93
\$ 71,041.91	\$ -	\$ 62,303.26	\$ -	\$ -	\$ -	\$ 4,756,861.47
\$ 4,828.17	\$ -	\$ 2,259.41	\$ -	\$ -	\$ -	\$ 170,797.98

SPECIAL REVENUE FUND ACCOUNTS COVERING THE PERIOD JULY 1, 2014, to JUNE 30, 2015  
ESTIMATE OF NEEDS FOR 2015-2016

EXHIBIT "I"

Page 5

Special Revenue Fund Accounts:	103-REAP Grant Fund	105-Juven. Drug Offend Fund	106-Planning/Zoning Fund
Schedule 1, Detail of Bond and Coupon Indebtedness as of June 30, 2015	2014-2015	2014-2015	2014-2015
CURRENT YEAR	Amount	Amount	Amount
<b>ASSETS:</b>			
Cash Balance June 30, 2015	\$ 7,807.51	\$ 8.98	\$ 238,508.61
Investments	\$ -	\$ -	\$ -
<b>TOTAL ASSETS</b>	\$ 7,807.51	\$ 8.98	\$ 238,508.61
<b>LIABILITIES AND RESERVES:</b>			
Warrants Outstanding	\$ -	\$ -	\$ 8,126.20
Reserve for Interest on Warrants	\$ -	\$ -	\$ -
Reserves From Schedule 8	\$ -	\$ -	\$ 1,481.88
<b>TOTAL LIABILITIES AND RESERVES</b>	\$ -	\$ -	\$ 9,608.08
<b>CASH FUND BALANCE JUNE 30, 2015</b>	\$ 7,807.51	\$ 8.98	\$ 228,900.53
<b>TOTAL LIABILITIES, RESERVES AND CASH FUND BALANCE</b>	\$ 7,807.51	\$ 8.98	\$ 238,508.61

Schedule 5, Expenditures Special Revenue Fund Accounts of Current Year	2014-2015	2014-2015	2014-2015
CURRENT YEAR	Amount	Amount	Amount
Cash Balance Reported to Excise Board 6-30-2014	\$ 7,807.51	\$ 8.98	\$ 166,049.50
Cash Fund Balance Transferred Out	\$ -	\$ -	\$ -
Cash Fund Balance Transferred In	\$ -	\$ -	\$ -
Adjusted Cash Balance	\$ 7,807.51	\$ 8.98	\$ 166,049.50
Ad Valorem Tax Apportioned To Year In Caption	\$ -	\$ -	\$ -
Miscellaneous Revenue (Schedule 4)	\$ -	\$ -	\$ 224,014.52
Cash Fund Balance Forward From Preceding Year	\$ -	\$ -	\$ -
Prior Expenditures Recovered	\$ -	\$ -	\$ -
<b>TOTAL RECEIPTS</b>	\$ -	\$ -	\$ 224,014.52
<b>TOTAL RECEIPTS AND BALANCE</b>	\$ 7,807.51	\$ 8.98	\$ 390,064.02
Warrants of Year in Caption	\$ -	\$ -	\$ 151,555.41
Interest Paid Thereon	\$ -	\$ -	\$ -
<b>TOTAL DISBURSEMENTS</b>	\$ -	\$ -	\$ 151,555.41
<b>CASH BALANCE JUNE 30, 2015</b>	\$ 7,807.51	\$ 8.98	\$ 238,508.61
Reserve for Warrants Outstanding	\$ -	\$ -	\$ 8,126.20
Reserve for Interest on Warrants	\$ -	\$ -	\$ -
Reserves From Schedule 8	\$ -	\$ -	\$ 1,481.88
<b>TOTAL LIABILITIES AND RESERVE</b>	\$ -	\$ -	\$ 9,608.08
<b>DEFICIT: (Red Figure)</b>	\$ -	\$ -	\$ -
<b>CASH FUND BALANCE FORWARD TO SUCCEEDING YEAR</b>	\$ 7,807.51	\$ 8.98	\$ 228,900.53

Schedule 6, Special Revenue Fund Warrant Accounts of Current Year	2014-2015	2014-2015	2014-2015
CURRENT YEAR	Amount	Amount	Amount
Warrants Outstanding 6-30-2014 of Year in Caption	\$ -	\$ -	\$ 9,663.13
Warrants Registered During Year	\$ -	\$ -	\$ 151,213.97
<b>TOTAL</b>	\$ -	\$ -	\$ 160,877.10
Warrants Paid During Year	\$ -	\$ -	\$ 151,555.41
Warrants Coverted to Bonds or Judgments	\$ -	\$ -	\$ -
Warrants Cancelled	\$ -	\$ -	\$ -
Warrants Estopped by Statute	\$ -	\$ -	\$ 1,195.49
<b>TOTAL WARRANTS RETIRED</b>	\$ -	\$ -	\$ 152,750.90
<b>BALANCE WARRANTS OUTSTANDING JUNE 30, 2015</b>	\$ -	\$ -	\$ 8,126.20

SPECIAL REVENUE FUND ACCOUNTS COVERING THE PERIOD JULY 1, 2014, to JUNE 30, 2015  
ESTIMATE OF NEEDS FOR 2015-2016

EXHIBIT "I"

5

107-Juv. Off. Prog. Fund	37-Incog Reap Fund	109-CBRI Fund	110-Wag. Co SDA Fund	128-Estray Animals Fund	30-Wag Co Rec Con Fund	Total
2014-2015	2014-2015	2014-2015	2014-2015	2014-2015	2014-2015	
Amount	Amount	Amount	Amount	Amount	Amount	
\$ 1,011.65	\$ -	\$ 614,077.38	\$ 10,568.75	\$ 143.84	\$ 453.11	\$ 872,579.83
\$ -	\$ -	\$ -	\$ -	\$ -	\$ -	\$ -
\$ 1,011.65	\$ -	\$ 614,077.38	\$ 10,568.75	\$ 143.84	\$ 453.11	\$ 872,579.83
\$ -	\$ -	\$ 31,769.84	\$ -	\$ -	\$ 405.00	\$ 40,301.04
\$ -	\$ -	\$ -	\$ -	\$ -	\$ -	\$ -
\$ -	\$ -	\$ -	\$ -	\$ -	\$ -	\$ 1,481.88
\$ -	\$ -	\$ 31,769.84	\$ -	\$ -	\$ 405.00	\$ 41,782.92
\$ 1,011.65	\$ -	\$ 582,307.54	\$ 10,568.75	\$ 143.84	\$ 48.11	\$ 830,796.91
\$ 1,011.65	\$ -	\$ 614,077.38	\$ 10,568.75	\$ 143.84	\$ 453.11	\$ 872,579.83

2014-2015	2014-2015	2014-2015	2014-2015	2014-2015	2014-2015	TOTAL
Amount	Amount	Amount	Amount	Amount	Amount	
\$ 711.65	\$ -	\$ 547,302.84	\$ 29,825.00	\$ 143.84	\$ 450.00	\$ 752,299.32
\$ -	\$ (50,000.00)	\$ (1,072.50)	\$ (25,000.00)	\$ -	\$ -	\$ (76,072.50)
\$ -	\$ -	\$ -	\$ -	\$ -	\$ -	\$ -
\$ 711.65	\$ (50,000.00)	\$ 546,230.34	\$ 4,825.00	\$ 143.84	\$ 450.00	\$ 676,226.82
\$ -	\$ -	\$ -	\$ -	\$ -	\$ -	\$ -
\$ 300.00	\$ 50,000.00	\$ 223,903.38	\$ 5,743.75	\$ -	\$ 458.11	\$ 504,419.76
\$ -	\$ -	\$ -	\$ -	\$ -	\$ -	\$ -
\$ -	\$ -	\$ -	\$ -	\$ -	\$ -	\$ -
\$ 300.00	\$ 50,000.00	\$ 223,903.38	\$ 5,743.75	\$ -	\$ 458.11	\$ 504,419.76
\$ 1,011.65	\$ -	\$ 770,133.72	\$ 10,568.75	\$ 143.84	\$ 908.11	\$ 1,180,646.58
\$ -	\$ -	\$ 156,056.34	\$ -	\$ -	\$ 455.00	\$ 308,066.75
\$ -	\$ -	\$ -	\$ -	\$ -	\$ -	\$ -
\$ -	\$ -	\$ 156,056.34	\$ -	\$ -	\$ 455.00	\$ 308,066.75
\$ 1,011.65	\$ -	\$ 614,077.38	\$ 10,568.75	\$ 143.84	\$ 453.11	\$ 872,579.83
\$ -	\$ -	\$ 31,769.84	\$ -	\$ -	\$ 405.00	\$ 40,301.04
\$ -	\$ -	\$ -	\$ -	\$ -	\$ -	\$ -
\$ -	\$ -	\$ -	\$ -	\$ -	\$ -	\$ 1,481.88
\$ -	\$ -	\$ 31,769.84	\$ -	\$ -	\$ 405.00	\$ 41,782.92
\$ -	\$ -	\$ -	\$ -	\$ -	\$ -	\$ -
\$ 1,011.65	\$ -	\$ 582,307.54	\$ 10,568.75	\$ 143.84	\$ 48.11	\$ 830,796.91

2014-2015	2014-2015	2014-2015	2014-2015	2014-2015	2014-2015	TOTAL
Amount	Amount	Amount	Amount	Amount	Amount	
\$ -	\$ -	\$ 6,200.00	\$ -	\$ -	\$ -	\$ 15,863.13
\$ -	\$ -	\$ 181,626.18	\$ -	\$ -	\$ 860.00	\$ 333,700.15
\$ -	\$ -	\$ 187,826.18	\$ -	\$ -	\$ 860.00	\$ 349,563.28
\$ -	\$ -	\$ 156,056.34	\$ -	\$ -	\$ 455.00	\$ 308,066.75
\$ -	\$ -	\$ -	\$ -	\$ -	\$ -	\$ -
\$ -	\$ -	\$ -	\$ -	\$ -	\$ -	\$ -
\$ -	\$ -	\$ -	\$ -	\$ -	\$ -	\$ 1,195.49
\$ -	\$ -	\$ 156,056.34	\$ -	\$ -	\$ 455.00	\$ 309,262.24
\$ -	\$ -	\$ 31,769.84	\$ -	\$ -	\$ 405.00	\$ 40,301.04

SPECIAL REVENUE FUND ACCOUNTS COVERING THE PERIOD JULY 1, 2014, to JUNE 30, 2015  
ESTIMATE OF NEEDS FOR 2015-2016

EXHIBIT "I"

Page 6

Special Revenue Fund Accounts:	Special Assessment Refund Fund	Fire Hydrant EODD Reap Fund	119-SB SC Trust Fund
Schedule 1, Detail of Bond and Coupon Indebtedness as of June 30, 2015	2014-2015	2014-2015	2014-2015
CURRENT YEAR	Amount	Amount	Amount
<b>ASSETS:</b>			
Cash Balance June 30, 2015	\$ 166.75	\$ -	\$ 45.77
Investments	\$ -	\$ -	\$ -
<b>TOTAL ASSETS</b>	\$ 166.75	\$ -	\$ 45.77
<b>LIABILITIES AND RESERVES:</b>			
Warrants Outstanding	\$ -	\$ -	\$ -
Reserve for Interest on Warrants	\$ -	\$ -	\$ -
Reserves From Schedule 8	\$ -	\$ -	\$ -
<b>TOTAL LIABILITIES AND RESERVES</b>	\$ -	\$ -	\$ -
<b>CASH FUND BALANCE JUNE 30, 2015</b>	\$ 166.75	\$ -	\$ 45.77
<b>TOTAL LIABILITIES, RESERVES AND CASH FUND BALANCE</b>	\$ 166.75	\$ -	\$ 45.77

Schedule 5, Expenditures Special Revenue Fund Accounts of Current Year	2014-2015	2014-2015	2014-2015
CURRENT YEAR	Amount	Amount	Amount
Cash Balance Reported to Excise Board 6-30-2014	\$ 166.75	\$ -	\$ 45.77
Cash Fund Balance Transferred Out	\$ -	\$ (3,800.82)	\$ -
Cash Fund Balance Transferred In	\$ -	\$ -	\$ -
Adjusted Cash Balance	\$ 166.75	\$ (3,800.82)	\$ 45.77
Ad Valorem Tax Apportioned To Year In Caption	\$ -	\$ -	\$ -
Miscellaneous Revenue (Schedule 4)	\$ -	\$ 3,800.82	\$ -
Cash Fund Balance Forward From Preceding Year	\$ -	\$ -	\$ -
Prior Expenditures Recovered	\$ -	\$ -	\$ -
<b>TOTAL RECEIPTS</b>	\$ -	\$ 3,800.82	\$ -
<b>TOTAL RECEIPTS AND BALANCE</b>	\$ 166.75	\$ -	\$ 45.77
Warrants of Year in Caption	\$ -	\$ -	\$ -
Interest Paid Thereon	\$ -	\$ -	\$ -
<b>TOTAL DISBURSEMENTS</b>	\$ -	\$ -	\$ -
<b>CASH BALANCE JUNE 30, 2015</b>	\$ 166.75	\$ -	\$ 45.77
Reserve for Warrants Outstanding	\$ -	\$ -	\$ -
Reserve for Interest on Warrants	\$ -	\$ -	\$ -
Reserves From Schedule 8	\$ -	\$ -	\$ -
<b>TOTAL LIABILITIES AND RESERVE</b>	\$ -	\$ -	\$ -
<b>DEFICIT: (Red Figure)</b>	\$ -	\$ -	\$ -
<b>CASH FUND BALANCE FORWARD TO SUCCEEDING YEAR</b>	\$ 166.75	\$ -	\$ 45.77

Schedule 6, Special Revenue Fund Warrant Accounts of Current Year	2014-2015	2014-2015	2014-2015
CURRENT YEAR	Amount	Amount	Amount
Warrants Outstanding 6-30-2014 of Year in Caption	\$ -	\$ -	\$ -
Warrants Registered During Year	\$ -	\$ -	\$ -
<b>TOTAL</b>	\$ -	\$ -	\$ -
Warrants Paid During Year	\$ -	\$ -	\$ -
Warrants Coverted to Bonds or Judgments	\$ -	\$ -	\$ -
Warrants Cancelled	\$ -	\$ -	\$ -
Warrants Estopped by Statute	\$ -	\$ -	\$ -
<b>TOTAL WARRANTS RETIRED</b>	\$ -	\$ -	\$ -
<b>BALANCE WARRANTS OUTSTANDING JUNE 30, 2015</b>	\$ -	\$ -	\$ -



SPECIAL REVENUE FUND ACCOUNTS COVERING THE PERIOD JULY 1, 2014, to JUNE 30, 2015  
ESTIMATE OF NEEDS FOR 2015-2016

EXHIBIT "I"

6

121-SB SC ECE Fund	Mowing Fund	124-OBA Donat Fund	Gray Oaks Rd EODC Reap Fund	Indep. School Dist. Fund	Joint School Dist. Fund	Total
2014-2015	2014-2015	2014-2015	2014-2015	2014-2015	2014-2015	2014-2015
Amount	Amount	Amount	Amount	Amount	Amount	Amount
\$ 288.98	\$ 824.98	\$ 413.00	\$ 4,058.40	\$ 190,129.92	\$ 119,654.89	\$ 315,582.69
\$ -	\$ -	\$ -	\$ -	\$ -	\$ -	\$ -
\$ 288.98	\$ 824.98	\$ 413.00	\$ 4,058.40	\$ 190,129.92	\$ 119,654.89	\$ 315,582.69
\$ -	\$ -	\$ -	\$ -	\$ -	\$ -	\$ -
\$ -	\$ -	\$ -	\$ -	\$ -	\$ -	\$ -
\$ -	\$ -	\$ -	\$ -	\$ -	\$ -	\$ -
\$ 288.98	\$ 824.98	\$ 413.00	\$ 4,058.40	\$ 190,129.92	\$ 119,654.89	\$ 315,582.69
\$ 288.98	\$ 824.98	\$ 413.00	\$ 4,058.40	\$ 190,129.92	\$ 119,654.89	\$ 315,582.69

2014-2015	2014-2015	2014-2015	2014-2015	2014-2015	2014-2015	TOTAL
Amount	Amount	Amount	Amount	Amount	Amount	Amount
\$ 288.98	\$ 3,946.21	\$ 413.00	\$ -	\$ 152,015.49	\$ 106,365.24	\$ 263,241.44
\$ -	\$ -	\$ -	\$ -	\$ -	\$ -	\$ (3,800.82)
\$ -	\$ -	\$ -	\$ -	\$ -	\$ -	\$ -
\$ 288.98	\$ 3,946.21	\$ 413.00	\$ -	\$ 152,015.49	\$ 106,365.24	\$ 259,440.62
\$ -	\$ -	\$ -	\$ -	\$ 13,616,258.28	\$ 21,161,055.73	\$ 34,777,314.01
\$ -	\$ 27,079.27	\$ -	\$ 4,058.40	\$ -	\$ -	\$ 34,938.49
\$ -	\$ -	\$ -	\$ -	\$ -	\$ -	\$ -
\$ -	\$ -	\$ -	\$ -	\$ -	\$ -	\$ -
\$ -	\$ 27,079.27	\$ -	\$ 4,058.40	\$ 13,616,258.28	\$ 21,161,055.73	\$ 34,812,252.50
\$ 288.98	\$ 31,025.48	\$ 413.00	\$ 4,058.40	\$ 13,768,273.77	\$ 21,267,420.97	\$ 35,071,693.12
\$ -	\$ 30,200.50	\$ -	\$ -	\$ 13,578,143.85	\$ 21,147,766.08	\$ 34,756,110.43
\$ -	\$ -	\$ -	\$ -	\$ -	\$ -	\$ -
\$ -	\$ 30,200.50	\$ -	\$ -	\$ 13,578,143.85	\$ 21,147,766.08	\$ 34,756,110.43
\$ 288.98	\$ 824.98	\$ 413.00	\$ 4,058.40	\$ 190,129.92	\$ 119,654.89	\$ 315,582.69
\$ -	\$ -	\$ -	\$ -	\$ -	\$ -	\$ -
\$ -	\$ -	\$ -	\$ -	\$ -	\$ -	\$ -
\$ -	\$ -	\$ -	\$ -	\$ -	\$ -	\$ -
\$ -	\$ -	\$ -	\$ -	\$ -	\$ -	\$ -
\$ -	\$ -	\$ -	\$ -	\$ -	\$ -	\$ -
\$ 288.98	\$ 824.98	\$ 413.00	\$ 4,058.40	\$ 190,129.92	\$ 119,654.89	\$ 315,582.69

2014-2015	2014-2015	2014-2015	2014-2015	2014-2015	2014-2015	TOTAL
Amount	Amount	Amount	Amount	Amount	Amount	Amount
\$ -	\$ -	\$ -	\$ -	\$ -	\$ -	\$ -
\$ -	\$ 30,200.50	\$ -	\$ -	\$ 13,578,143.85	\$ 21,147,766.08	\$ 34,756,110.43
\$ -	\$ 30,200.50	\$ -	\$ -	\$ 13,578,143.85	\$ 21,147,766.08	\$ 34,756,110.43
\$ -	\$ 30,200.50	\$ -	\$ -	\$ 13,578,143.85	\$ 21,147,766.08	\$ 34,756,110.43
\$ -	\$ -	\$ -	\$ -	\$ -	\$ -	\$ -
\$ -	\$ -	\$ -	\$ -	\$ -	\$ -	\$ -
\$ -	\$ -	\$ -	\$ -	\$ -	\$ -	\$ -
\$ -	\$ 30,200.50	\$ -	\$ -	\$ 13,578,143.85	\$ 21,147,766.08	\$ 34,756,110.43
\$ -	\$ -	\$ -	\$ -	\$ -	\$ -	\$ -

SPECIAL REVENUE FUND ACCOUNTS COVERING THE PERIOD JULY 1, 2014, to JUNE 30, 2015  
ESTIMATE OF NEEDS FOR 2015-2016

EXHIBIT "I"

Page 7

Special Revenue Fund Accounts:	Vo-Tech Fund	Municipal General Fund	Health Dept. Cash Fund
Schedule 1, Detail of Bond and Coupon Indebtedness as of June 30, 2015	2014-2015	2014-2015	2014-2015
CURRENT YEAR	Amount	Amount	Amount
<b>ASSETS:</b>			
Cash Balance June 30, 2015	\$ 28,891.61	\$ 34,764.54	\$ 300.00
Investments	\$ -	\$ -	\$ -
<b>TOTAL ASSETS</b>	<b>\$ 28,891.61</b>	<b>\$ 34,764.54</b>	<b>\$ 300.00</b>
<b>LIABILITIES AND RESERVES:</b>			
Warrants Outstanding	\$ -	\$ -	\$ -
Reserve for Interest on Warrants	\$ -	\$ -	\$ -
Reserves From Schedule 8	\$ -	\$ -	\$ -
<b>TOTAL LIABILITIES AND RESERVES</b>	<b>\$ -</b>	<b>\$ -</b>	<b>\$ -</b>
<b>CASH FUND BALANCE JUNE 30, 2015</b>	<b>\$ 28,891.61</b>	<b>\$ 34,764.54</b>	<b>\$ 300.00</b>
<b>TOTAL LIABILITIES, RESERVES AND CASH FUND BALANCE</b>	<b>\$ 28,891.61</b>	<b>\$ 34,764.54</b>	<b>\$ 300.00</b>

Schedule 5, Expenditures Special Revenue Fund Accounts of Current Year	2014-2015	2014-2015	2014-2015
CURRENT YEAR	Amount	Amount	Amount
Cash Balance Reported to Excise Board 6-30-2014	\$ 22,368.11	\$ 35,612.77	\$ 300.00
Cash Fund Balance Transferred Out	\$ -	\$ -	\$ -
Cash Fund Balance Transferred In	\$ -	\$ -	\$ -
Adjusted Cash Balance	\$ 22,368.11	\$ 35,612.77	\$ 300.00
Ad Valorem Tax Apportioned To Year In Caption	\$ 5,602,465.51	\$ -	\$ -
Miscellaneous Revenue (Schedule 4)	\$ -	\$ 2,512,697.20	\$ -
Cash Fund Balance Forward From Preceding Year	\$ -	\$ -	\$ -
Prior Expenditures Recovered	\$ -	\$ -	\$ -
<b>TOTAL RECEIPTS</b>	<b>\$ 5,602,465.51</b>	<b>\$ 2,512,697.20</b>	<b>\$ -</b>
<b>TOTAL RECEIPTS AND BALANCE</b>	<b>\$ 5,624,833.62</b>	<b>\$ 2,548,309.97</b>	<b>\$ 300.00</b>
Warrants of Year in Caption	\$ 5,595,942.01	\$ 2,513,545.43	\$ -
Interest Paid Thereon	\$ -	\$ -	\$ -
<b>TOTAL DISBURSEMENTS</b>	<b>\$ 5,595,942.01</b>	<b>\$ 2,513,545.43</b>	<b>\$ -</b>
<b>CASH BALANCE JUNE 30, 2015</b>	<b>\$ 28,891.61</b>	<b>\$ 34,764.54</b>	<b>\$ 300.00</b>
Reserve for Warrants Outstanding	\$ -	\$ -	\$ -
Reserve for Interest on Warrants	\$ -	\$ -	\$ -
Reserves From Schedule 8	\$ -	\$ -	\$ -
<b>TOTAL LIABILITIES AND RESERVE</b>	<b>\$ -</b>	<b>\$ -</b>	<b>\$ -</b>
<b>DEFICIT: (Red Figure)</b>	<b>\$ -</b>	<b>\$ -</b>	<b>\$ -</b>
<b>CASH FUND BALANCE FORWARD TO SUCCEEDING YEAR</b>	<b>\$ 28,891.61</b>	<b>\$ 34,764.54</b>	<b>\$ 300.00</b>

Schedule 6, Special Revenue Fund Warrant Accounts of Current Year	2014-2015	2014-2015	2014-2015
CURRENT YEAR	Amount	Amount	Amount
Warrants Outstanding 6-30-2014 of Year in Caption	\$ -	\$ -	\$ -
Warrants Registered During Year	\$ 5,595,942.01	\$ 2,513,545.43	\$ -
<b>TOTAL</b>	<b>\$ 5,595,942.01</b>	<b>\$ 2,513,545.43</b>	<b>\$ -</b>
Warrants Paid During Year	\$ 5,595,942.01	\$ 2,513,545.43	\$ -
Warrants Coverted to Bonds or Judgments	\$ -	\$ -	\$ -
Warrants Cancelled	\$ -	\$ -	\$ -
Warrants Estopped by Statute	\$ -	\$ -	\$ -
<b>TOTAL WARRANTS RETIRED</b>	<b>\$ 5,595,942.01</b>	<b>\$ 2,513,545.43</b>	<b>\$ -</b>
<b>BALANCE WARRANTS OUTSTANDING JUNE 30, 2015</b>	<b>\$ -</b>	<b>\$ -</b>	<b>\$ -</b>

SPECIAL REVENUE FUND ACCOUNTS COVERING THE PERIOD JULY 1, 2014, to JUNE 30, 2015  
ESTIMATE OF NEEDS FOR 2015-2016

EXHIBIT "I"

23-Reap Grt 1 RHF1						
Fund	Fund	Fund	Reap Fund	Fund	Fund	
2014-2015	2014-2015	2014-2015	2014-2015	2014-2015	2014-2015	
Amount	Amount	Amount	Amount	Amount	Amount	Total
\$ 1,447.77	\$ -	\$ -		\$ -	\$ -	\$ 65,403.92
\$ -	\$ -	\$ -	\$ -	\$ -	\$ -	\$ -
\$ 1,447.77	\$ -	\$ -	\$ -	\$ -	\$ -	\$ 65,403.92
\$ 1,447.77	\$ -	\$ -	\$ -	\$ -	\$ -	\$ 1,447.77
\$ -	\$ -	\$ -	\$ -	\$ -	\$ -	\$ -
\$ -	\$ -	\$ -	\$ -	\$ -	\$ -	\$ -
\$ 1,447.77	\$ -	\$ -	\$ -	\$ -	\$ -	\$ 1,447.77
\$ -	\$ -	\$ -	\$ -	\$ -	\$ -	\$ 63,956.15
\$ 1,447.77	\$ -	\$ -	\$ -	\$ -	\$ -	\$ 65,403.92

2014-2015	2014-2015	2014-2015	2014-2015	2014-2015	2014-2015	TOTAL
Amount	Amount	Amount	Amount	Amount	Amount	
\$ 1,447.77	\$ -	\$ -	\$ -	\$ -	\$ -	\$ 59,728.65
\$ -	\$ -	\$ -	\$ -	\$ -	\$ -	\$ -
\$ -	\$ -	\$ -	\$ -	\$ -	\$ -	\$ -
\$ 1,447.77	\$ -	\$ -	\$ -	\$ -	\$ -	\$ 59,728.65
\$ -	\$ -	\$ -	\$ -	\$ -	\$ -	\$ 5,602,465.51
\$ -	\$ -	\$ -	\$ -	\$ -	\$ -	\$ 2,512,697.20
\$ -	\$ -	\$ -	\$ -	\$ -	\$ -	\$ -
\$ -	\$ -	\$ -	\$ -	\$ -	\$ -	\$ -
\$ -	\$ -	\$ -	\$ -	\$ -	\$ -	\$ 8,115,162.71
\$ 1,447.77	\$ -	\$ -	\$ -	\$ -	\$ -	\$ 8,174,891.36
\$ -	\$ -	\$ -	\$ -	\$ -	\$ -	\$ 8,109,487.44
\$ -	\$ -	\$ -	\$ -	\$ -	\$ -	\$ -
\$ -	\$ -	\$ -	\$ -	\$ -	\$ -	\$ 8,109,487.44
\$ 1,447.77	\$ -	\$ -	\$ -	\$ -	\$ -	\$ 65,403.92
\$ 1,447.77	\$ -	\$ -	\$ -	\$ -	\$ -	\$ 1,447.77
\$ -	\$ -	\$ -	\$ -	\$ -	\$ -	\$ -
\$ -	\$ -	\$ -	\$ -	\$ -	\$ -	\$ -
\$ 1,447.77	\$ -	\$ -	\$ -	\$ -	\$ -	\$ 1,447.77
\$ -	\$ -	\$ -	\$ -	\$ -	\$ -	\$ -
\$ -	\$ -	\$ -	\$ -	\$ -	\$ -	\$ 63,956.15

2014-2015	2014-2015	2014-2015	2014-2015	2014-2015	2014-2015	TOTAL
Amount	Amount	Amount	Amount	Amount	Amount	
\$ -	\$ -	\$ -	\$ -	\$ -	\$ -	\$ -
\$ 1,447.77	\$ -	\$ -	\$ -	\$ -	\$ -	\$ 8,110,935.21
\$ 1,447.77	\$ -	\$ -	\$ -	\$ -	\$ -	\$ 8,110,935.21
\$ -	\$ -	\$ -	\$ -	\$ -	\$ -	\$ 8,109,487.44
\$ -	\$ -	\$ -	\$ -	\$ -	\$ -	\$ -
\$ -	\$ -	\$ -	\$ -	\$ -	\$ -	\$ -
\$ -	\$ -	\$ -	\$ -	\$ -	\$ -	\$ -
\$ -	\$ -	\$ -	\$ -	\$ -	\$ -	\$ 8,109,487.44
\$ 1,447.77	\$ -	\$ -	\$ -	\$ -	\$ -	\$ 1,447.77

CERTIFICATE OF EXCISE BOARD  
ESTIMATE OF NEEDS FOR 2015-2016

COUNTY OF WAGONER, STATE OF OKLAHOMA

We, the members of the Excise Board of said County and State, do hereby certify that we have examined the foregoing estimates of proposed current expenses for the ensuing fiscal year as filed with the Board of County Commissioners, and those directly under, or in contractual relationship with, the Board of County Commissioners; we have ascertained from the Financial Statements submitted therewith the amount of Surplus Balances of Cash on Hand; we have considered the uncollected ad valorem taxes of the previous year or years; and we have ascertained that the probable Income estimated to be collected from all sources other than ad valorem taxation may reasonably be expected as a revenue for the ensuing fiscal year, and that the same does not exceed 90% of the actual collection from such sources for the previous fiscal year.

In so doing, we have diligently performed the duties imposed upon the Excise Board by 68 O.S. 1991 Section 3007, (1) ascertaining that the financial statements, as to statistics therein contained reflect the true fiscal condition at the close of the fiscal year, or caused the same to be corrected so to show; (2) struck from the estimate of needs so submitted any items not authorized by law and reduced to the sum authorized by law any items restricted by statute as to the amount lawfully expendable therefore; (3) supplemented such estimate, after proper publication, by an estimate of needs prepared by this Excise Board to make provision for mandatory governmental functions where the estimate submitted wholly failed or was deemed inadequate to fulfill the mandate of the Constitutions or of the Legislature; (4) computed the total means available to each fund in the manner provided; and (5) then and only thereafter. -

Accordingly, we have and do hereby appropriate the Surplus Balances of Cash on Hand, and the Revenues and Levies hereinafter set forth for each Fund to the several and specific purposes named in such estimates, by each, to the intent and purpose that CONSTITUTIONAL GOVERNMENTAL FUNCTIONS shall be first assured and provided for, and subsequently to provide for Legislative Governmental Functions insofar as to the available Surpluses, Revenues and Levies will permit; and we have provided also that the Levies are in excess of the amount appropriated to needs after deducting the surplus cash balance on hand, and Estimated Revenues other than tax, by the percentage and amount or reserve for delinquent tax as hereinafter set forth, which we have determined in the manner provided by law.

We further certify that we have examined the within statements of account and estimated needs or requirements of the Governing Board of 2014 County, in relation to the Sinking Fund or Funds thereof, and after finding the same correct or having caused the same to be corrected pursuant to 68 O. S. 1991 Section 3009, have approved the requirements therefor to fulfill the conditions of Section 26 and 28 of Article 10, Oklahoma Constitution, and have made and certified a tax levy therefor to the extent of the excess of said total requirements over the total of items 2, 3, 6, and 12 of Exhibit "Y" (Page 2) and any other legal deduction, including a reserve of 10% for delinquent taxes.

**See Accountant's Report**

CERTIFICATE OF EXCISE BOARD  
ESTIMATE OF NEEDS FOR 2015-2016

EXHIBIT "Y"					
County Excise Board's Appropriation of Income and Revenue	General Fund	Building Fund	Co-op Fund	Industrial Bonds	Sinking Fund (Exc. Homesteads)
Appropriation Approved & Provision Made	\$ 7,507,934.35	\$ -	\$ -	\$ -	\$ -
Appropriation of Revenues	\$ -	\$ -	\$ -	\$ -	\$ -
Excess of Assets Over Liabilities	\$ 1,900,539.57	\$ -	\$ -	\$ -	\$ -
Unclaimed Protest Tax Refunds	\$ -	\$ -	\$ -	\$ -	\$ -
Miscellaneous Estimated Revenues	\$ 1,134,079.28	\$ -	\$ -	\$ -	\$ -
Est. Value of Surplus Tax in Process	\$ -	\$ -	\$ -	\$ -	\$ -
Sinking Fund Contributions	\$ -	\$ -	\$ -	\$ -	\$ -
Surplus Building Fund Cash	\$ -	\$ -	\$ -	\$ -	\$ -
Total Other Than 2014 Tax	\$ 3,034,618.85	\$ -	\$ -	\$ -	\$ -
Balance Required	\$ 4,473,315.50	\$ -	\$ -	\$ -	\$ -
Add 10% for Delinquency	\$ 447,331.55	\$ -	\$ -	\$ -	\$ -
Total Required for 2014 Tax	\$ 4,920,647.05	\$ -	\$ -	\$ -	\$ -
Rate of Levy Required and Certified (in Mills)	10.31	0.00	0.00	0.00	0.00

We further certify that the net assessed valuation of the Property, subject to ad valorem taxes, after the amount of all Homestead Exemptions have been deducted in the said County as finally equalized and certified by the State Board of Equalization for the current year 2015-2016 is as follows:

VALUATION AND LEVIES EXCLUDING HOMESTEADS				
County	Real	Personal	Public Service	Total
Total Valuation,	\$ 372,636,486.00	\$ 72,441,298.00	\$ 32,191,571.00	\$ 477,269,355.00


and that the assessed valuations herein certified have been used in computing the rates of mill levies and the proceeds thereof appropriated as aforesaid; and that having ascertained as aforesaid, the aggregate amount to be raised by ad valorem taxation, we thereupon made the levies therefor as provided by law as follows:

General Fund    10.31 Mills;    Building Fund    0.00 Mills;    Sinking Fund    0.00 Mills;    Sub-Total    10.31 Mills;


Free Fair Budget Account (Levy Per Applicable Statute)	0.00 Mills;
Free Fair Improvement Budget Account (Net Proceeds of 1.00 Mill)	0.00 Mills;
Free Fair Additional Improvement Budget Account (Net Proceeds of 1.00 Mill)	0.00 Mills;
Library Budget Account (Net Proceeds of 1/2 of 1.00 Mill)	0.00 Mills;
Cooperative County/City-County Library Budget Account (1.00 to 4.00 Mills)	0.00 Mills;
County Cemetery (Prior To Aug. 15, 1933) Budget Account (Net Proceeds of 1/5 of 1.00 Mill)	0.00 Mills;
Public Buildings Budget Account (Not To Exceed 5.00 Mills)	0.00 Mills;
County Health Fund (Not To Exceed 2.50 Mills)	2.58 Mills;
Emergency Medical Service ( Not To Exceed 3.00 Mills)	0.00 Mills;
Total County Levies	12.89 Mills;
County Wide Levy For Schools (4.00 Mills)	4.13 Mills;
Total County Wide Levy	17.02 Mills;


and we do hereby order the above levies to be certified forthwith by the Secretary of this Board to the County Assessor of said County, in order that the Assessor may immediately extend said levies upon the Tax Rolls for the year 2016 without regard to any protest that may be filed against any levies, as required by 68 O. S. 1991, Section 2869

Dated at Wagoner, Oklahoma, this 27 day of October, 2015.

  
Excise Board Member

  
Excise Board Member

  
Excise Board Chairman

  
Excise Board Secretary



PUBLICATION SHEET - WAGONER COUNTY, OKLAHOMA  
 FINANCIAL STATEMENT OF THE VARIOUS FUNDS FOR THE FISCAL YEAR ENDING JUNE 30, 2015, AND ESTIMATE OF NEEDS  
 FOR THE FISCAL YEAR ENDING JUNE 30, 2016, OF THE GOVERNING BOARD OF  
 WAGONER COUNTY, OKLAHOMA

EXHIBIT "Z"

STATEMENT OF FINANCIAL CONDITION AS OF JUNE 30, 2015	GENERAL FUND	BUILDING FUND	CO-OP FUND	HEALTH FUND
	Detail	Detail	Detail	Detail
<b>ASSETS:</b>				
Cash Balance June 30, 2015				
Investments	\$ 2,332,951.37	\$ -	\$ -	\$ -
<b>TOTAL ASSETS</b>	\$ 2,332,951.37	\$ -	\$ -	\$ 2,471,242.96
<b>LIABILITIES AND RESERVES:</b>				
Warrants Outstanding				\$ 2,471,242.96
Reserve for Interest on Warrants	\$ 336,804.44	\$ -	\$ -	\$ -
Reserves From Schedule 8	\$ -	\$ -	\$ -	\$ 215,641.39
<b>TOTAL LIABILITIES AND RESERVES</b>	\$ 95,607.36	\$ -	\$ -	\$ -
<b>CASH FUND BALANCE (Deficit) JUNE 30, 2015</b>	\$ 432,411.80	\$ -	\$ -	\$ 93,608.79
	\$ 1,900,539.57	\$ -	\$ -	\$ 309,250.18
				\$ 2,161,992.78

ESTIMATED NEEDS FOR FISCAL YEAR ENDING JUNE 30, 2015			
GENERAL FUND	GENERAL FUND	SINKING FUND BALANCE SHEET	SINKING FUND
Current Expense	\$ 7,452,224.88	1. Cash Balance on Hand June 30, 2015	\$ -
Reserve for Int. on Warrants & Revaluation	\$ 55,709.47	2. Legal Investments Properly Maturing	\$ -
Total Required	\$ 7,507,934.35	3. Judgments Paid to Recover by Tax Levy	\$ -
<b>FINANCED</b>		4. Total Liquid Assets	\$ -
Cash Fund Balance	\$ 1,900,539.57	Deduct Matured Indebtedness:	\$ -
Estimated Miscellaneous Revenue	\$ 1,134,079.28	5. a. Past-Due Coupons	\$ -
Total Deductions	\$ 3,034,618.85	6. b. Interest Accrued Thereon	\$ -
Balance to Raise from Ad Valorem Tax	\$ 4,473,315.50	7. c. Past-Due Bonds	\$ -
<b>ESTIMATED MISCELLANEOUS REVENUE:</b>		8. d. Interest Thereon After Last Coupon	\$ -
000 Charges for Services	\$ 218,595.83	9. e. Fiscal Agency Commissions on Above	\$ -
000 Local Sources of Revenue	\$ 500,586.62	10. f. Judgments and Int. Levied for/Unpaid	\$ -
000 State Sources of Revenue	\$ 270,976.64	11. Total Items a. Through f.	\$ -
000 Federal Sources of Revenue	\$ 14,000.00	12. Balance of Assets Subject to Accruals	\$ -
000 Miscellaneous Revenue	\$ 129,920.19	Deduct Accrual Reserve If Assets Sufficient:	\$ -
111 Contributions from Other Funds	\$ -	13. g. Earned Unmatured Interest	\$ -
Total Estimated Revenue	\$ 1,134,079.28	14. h. Accrual on Final Coupons	\$ -
<b>INDUSTRIAL DEVELOPMENT BONDS</b>		15. i. Accrued on Unmatured Bonds	\$ -
Cash Balance on Hand June 30, 2015	\$ -	16. Total Items g. Through i.	\$ -
Legal Investments Properly Maturing	\$ -	17. Excess of Assets Over Accrual Reserves **	\$ -
Total Liquid Assets	\$ -	<b>SINKING FUND REQUIREMENTS FOR 2015-2016</b>	
Deduct Matured Indebtedness	\$ -	1. Interest Earnings on Bonds	\$ -
a. Past-Due Coupons	\$ -	2. Accrual on Unmatured Bonds	\$ -
b. Interest Accrued Thereon	\$ -	3. Annual Accrual on "Prepaid" Judgments	\$ -
c. Past-Due Bonds	\$ -	4. Annual Accrual on "Unpaid" Judgments	\$ -
d. Interest Thereon After Last Coupon	\$ -	5. Interest on Unpaid Judgments	\$ -
e. Fiscal Agency Commissions on Above	\$ -	6. Annual Accrual From Exhibit KK	\$ -
Balance of Assets Subject to Accruals	\$ -		
Deduct: g. Earned Unmatured Interest	\$ -		
h. Accrual on Final Coupons	\$ -		
i. Accrued on Unmatured Bonds	\$ -		
Excess of Assets Over Accrual Reserves*	\$ -		
<b>INDUSTRIAL BOND REQUIREMENTS FOR 2015-2016</b>			
Interest Earnings on Bonds	\$ -		
Accrual on Unmatured Bonds	\$ -		
Annual Sinking Fund Requirements	\$ -		
Deduct:		Total Sinking Fund Requirements	\$ -
Excess of Assets Over Liabilities	\$ -	Deduct:	
Surplus Building Fund Cash	\$ -	1. Excess of Assets Over Liabilities	\$ -
Balance Required	\$ -	2. Surplus Building Fund Cash	\$ -
		Balance to Raise By Tax Levy	\$ -

PUBLICATION SHEET - WAGONER COUNTY, OKLAHOMA  
 FINANCIAL STATEMENT OF THE VARIOUS FUNDS FOR THE FISCAL YEAR ENDING JUNE 30, 2015, AND ESTIMATE OF NEEDS  
 FOR THE FISCAL YEAR ENDING JUNE 30, 2016, OF THE GOVERNING BOARD OF  
 WAGONER COUNTY, OKLAHOMA

EXHIBIT "Z"

** If line 12 is less than line 16 after omitting "h" deduct the following each in turn from line 4, "Total Liquid Assets".	SINKING FUND
13d. j. Unmatured Coupons Due 4-1-2016	\$ -
14d. k. Unmatured Bonds So Due	\$ -
15d. l. Whatever Remains is for Exhibit KK Line E.	\$ -
16d. Deficit as Shown on Sinking Fund Balance Sheet.	\$ -
17d. Less Cash Requirements for Current Fiscal Year in Excess of Cash on Hand (From Line 15d Above).	\$ -
18d. Remaining Deficit is for Exhibit KK Line F.	\$ -


	BUILDING FUND	CO-OP FUND	HEALTH FUND
Current Expense	\$ -	\$ -	\$ 3,267,465.49
Reserve for Int. on Warrants & Revaluation	\$ -	\$ -	\$ 13,940.87
Total Required	\$ -	\$ -	\$ 3,281,406.36
FINANCED:			
Cash Fund Balance	\$ -	\$ -	\$ 2,161,992.78
Estimated Miscellaneous Revenue	\$ -	\$ -	\$ -
Total Deductions	\$ -	\$ -	\$ 2,161,992.78
Balance to Raise from Ad Valorem Tax and Co-op Fund Balance	\$ -	\$ -	\$ 1,119,413.58

* If line 14 is less than the sum of lines g. h. i. after omitting "h" deduct the following each in turn from line 4, "Total Liquid Assets".	INDUSTRIAL BOND FUND
13d. j. Unmatured Coupons Due Before 4-1-2016	\$ -
14d. k. Unmatured Bonds So Due	\$ -
15d. l. Whatever Remains is for Exhibit KKI Line E.	\$ -
16d. Deficit as Shown on Industrial Bonds Balance Sheet.	\$ -
17d. Less Cash Requirements for Current Fiscal Year in Excess of Cash on Hand (From Line 15d Above).	\$ -
18d. Remaining Deficit is for Exhibit KKI Line F.	\$ -

CERTIFICATE - GOVERNING BOARD

STATE OF OKLAHOMA, COUNTY OF WAGONER, ss:

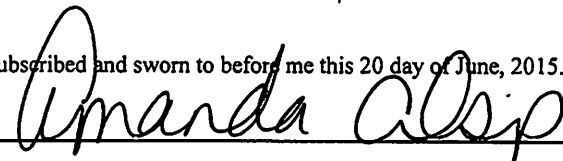
We, the undersigned duly elected, qualified Governing Officers of Wagoner County Oklahoma, do hereby certify that at a meeting of the Governing Body of the said County, begun at the time provided by law for Counties and pursuant to the provisions of 68 O. S. 1991 Sec. 3002, the foregoing statement was prepared and is a true and correct condition of the Financial Affairs of said County as reflected by the record of the County Clerk and Treasurer. We further certify that the foregoing estimate for current expenses for the fiscal year beginning July 1, 2015, and ending June 30, 2016, as shown are reasonably necessary for the proper conduct of the affairs of the said County, that the Estimated Income to be derived from sources other than ad valorem taxation does not exceed the lawfully authorized ration of the revenue derived from the same sources during the preceding fiscal year.


  
 \_\_\_\_\_  
 Chairman of Board


  
 \_\_\_\_\_  
 Commissioner

  
 \_\_\_\_\_  
 Commissioner

Subscribed and sworn to before me this 20 day of June, 2015.

  
 \_\_\_\_\_



  
 \_\_\_\_\_  
 County Clerk

Seal

Required to be published in a legally-qualified newspaper printed in the County, and one issue published in a legally-qualified newspaper of general circulation in the County.

PUBLICATION SHEET - WAGONER COUNTY, OKLAHOMA  
ESTIMATE OF NEEDS BY APPROPRIATED ACCOUNT FOR 2015-2016

EXHIBIT "Z"

1a

DEPARTMENTS OF GOVERNMENT APPROPRIATED ACCOUNTS	Governmental Budget Accounts	
	FISCAL YEAR 2015-2016	
	NEEDS AS	TO BE
	PRESENTED TO GOVERNING BOARD	APPROVED BY COUNTY EXCISE BOARD
<b>01 DISTRICT ATTORNEY - STATE:</b>		
01a Personal Services	\$ -	\$ -
01b Part Time Help	\$ -	\$ -
01c Travel	\$ -	\$ -
01d Maintenance and Operation	\$ -	\$ -
01e Capital Outlay	\$ -	\$ -
01f Intergovernmental	\$ -	\$ -
01g Other-	\$ -	\$ -
01 Total	\$ -	\$ -
<b>02 DISTRICT ATTORNEY - COUNTY:</b>		
02a Personal Services	\$ -	\$ -
02b Part Time Help	\$ -	\$ -
02c Travel	\$ -	\$ -
02d Maintenance and Operation	\$ -	\$ -
02e Capital Outlay	\$ -	\$ -
02f Intergovernmental	\$ -	\$ -
02g Law Library	\$ -	\$ -
02h Other-	\$ -	\$ -
02 Total	\$ -	\$ -
<b>04 COUNTY SHERIFF:</b>		
04a Personal Services	\$ 2,246,433.36	\$ 2,044,975.28
04b Part Time Help	\$ -	\$ -
04c Travel	\$ 15,000.00	\$ 20,000.00
04d Maintenance and Operation	\$ 480,879.00	\$ 10.00
04e Capital Outlay	\$ 125,000.00	\$ -
04f Intergovernmental	\$ -	\$ -
04g Sheriff's Fees	\$ -	\$ -
04h Board of Prisoners	\$ -	\$ -
04i Other -	\$ -	\$ -
04 Total	\$ 2,867,312.36	\$ 2,064,985.28
<b>06 COUNTY TREASURER:</b>		
06a Personal Services	\$ 63,000.00	\$ 63,000.00
06b Part Time Help	\$ 1.00	\$ 1.00
06c Travel	\$ 5,200.00	\$ 5,200.00
06d Maintenance and Operation	\$ 1.00	\$ 1.00
06e Capital Outlay	\$ 40.00	\$ 1.00
06f Intergovernmental	\$ -	\$ -
06g Other -	\$ -	\$ -
06 Total	\$ 68,242.00	\$ 68,203.00
<b>08 COUNTY COMMISSIONERS:</b>		
08a Personal Services	\$ 187,500.00	\$ 187,500.00
08b Part Time Help	\$ -	\$ -
08c Travel	\$ 30,000.00	\$ 30,000.00
08d Maintenance and Operation	\$ -	\$ -
08e Capital Outlay	\$ -	\$ -
08f Intergovernmental	\$ -	\$ -
08g Other -	\$ -	\$ -
08 Total	\$ 217,500.00	\$ 217,500.00



PUBLICATION SHEET - WAGONER COUNTY, OKLAHOMA  
ESTIMATE OF NEEDS BY APPROPRIATED ACCOUNT FOR 2015-2016

EXHIBIT "Z"

1b

Governmental Budget Accounts		
FISCAL YEAR 2015-2016		
DEPARTMENTS OF GOVERNMENT	NEEDS AS	TO BE
APPROPRIATED ACCOUNTS	PRESENTED TO	APPROVED BY
	GOVERNING	COUNTY
	BOARD	EXCISE BOARD
<b>09 COUNTY COMMISSIONERS O.S.U. EXTENSION:</b>		
09a Personal Services	\$ 81,924.00	\$ 5,628.00
09b Part Time Help	\$ -	\$ -
09c Travel	\$ 19,600.00	\$ 8,250.00
09d Maintenance and Operation	\$ 20,413.00	\$ 8,250.00
09e Capital Outlay	\$ 1.00	\$ 1.00
09f Intergovernmental	\$ -	\$ -
09g Other -	\$ -	\$ -
09 Total	\$ 121,938.00	\$ 22,129.00
<b>10 COUNTY CLERK:</b>		
10a Personal Services	\$ 431,500.00	\$ 431,500.00
10b Part Time Help	\$ -	\$ -
10c Travel	\$ 12,000.00	\$ 12,000.00
10d Maintenance and Operation	\$ 30,000.00	\$ 30,000.00
10e Capital Outlay	\$ 2,000.00	\$ 2,000.00
10f Intergovernmental	\$ -	\$ -
10g Lien Fees	\$ -	\$ -
010h Other -	\$ -	\$ -
10 Total	\$ 475,500.00	\$ 475,500.00
<b>14 COURT CLERK:</b>		
14a Personal Services	\$ 185,324.67	\$ 185,624.67
14b Part Time Help	\$ -	\$ -
14c Travel	\$ 7,500.00	\$ 7,500.00
14d Maintenance and Operation	\$ 23,500.00	\$ 23,500.00
14e Capital Outlay	\$ -	\$ -
14f Intergovernmental	\$ -	\$ -
14g Other -	\$ -	\$ -
14 Total	\$ 216,324.67	\$ 216,624.67
<b>16 COUNTY ASSESSOR:</b>		
16a Personal Services	\$ 220,018.84	\$ 220,018.84
16b Part Time Help	\$ -	\$ -
16c Travel	\$ 12,000.00	\$ 12,000.00
16d Maintenance and Operation	\$ 28,000.00	\$ 28,000.00
16e Capital Outlay	\$ 7,000.00	\$ 7,000.00
16f Intergovernmental	\$ -	\$ -
16g Other -	\$ -	\$ -
16h Other -	\$ -	\$ -
16 Total	\$ 267,018.84	\$ 267,018.84
<b>17 REVALUATION OF REAL PROPERTY:</b>		
17a Personal Services	\$ 370,000.00	\$ 370,000.00
17b Part Time Help	\$ 12,564.00	\$ 12,564.00
17c Travel	\$ 17,000.00	\$ 17,000.00
17d Maintenance and Operation	\$ 92,000.00	\$ 92,000.00
17e Capital Outlay	\$ 35,000.00	\$ 35,000.00
17f Intergovernmental	\$ -	\$ -
17g Other - Benefits	\$ 105,600.00	\$ 105,600.00
17h Other - Gas & Oil Services	\$ 32,500.00	\$ 32,500.00
17 Total	\$ 664,664.00	\$ 664,664.00

PUBLICATION SHEET - WAGONER COUNTY, OKLAHOMA  
ESTIMATE OF NEEDS BY APPROPRIATED ACCOUNT FOR 2015-2016

EXHIBIT "Z"

1c

Governmental Budget Accounts		
FISCAL YEAR 2015-2016		
DEPARTMENTS OF GOVERNMENT	NEEDS AS	TO BE
APPROPRIATED ACCOUNTS	PRESENTED TO	APPROVED BY
	GOVERNING	COUNTY
	BOARD	EXCISE BOARD
<b>18 JUVENILE SHELTER BUREAU:</b>		
18a Personal Services	\$ -	\$ -
18b Part Time Help	\$ -	\$ -
18c Travel	\$ -	\$ -
18d Maintenance and Operation	\$ -	\$ -
18e Capital Outlay	\$ -	\$ -
18f Intergovernmental	\$ -	\$ -
18g Other -	\$ -	\$ -
18 Total	\$ -	\$ -
<b>19 DISTRICT COURT:</b>		
19a Personal Services	\$ -	\$ -
19b Part Time Help	\$ -	\$ -
19c Travel	\$ -	\$ -
19d Maintenance and Operation	\$ -	\$ -
19e Capital Outlay	\$ -	\$ -
19f Intergovernmental	\$ -	\$ -
19g Other -	\$ -	\$ -
19 Total	\$ -	\$ -
<b>20 GENERAL GOVERNMENT</b>		
20a Personal Services	\$ 128,000.00	\$ 130,000.00
20b Part Time Help	\$ -	\$ -
20c Travel	\$ -	\$ -
20d Maintenance and Operation	\$ 395,000.00	\$ 370,000.00
20e Capital Outlay	\$ 1,021,416.87	\$ 1,006,788.57
20f Intergovernmental	\$ -	\$ -
20g Other - Charity	\$ 1,500.00	\$ 1,500.00
20h Other - Courthouse Security	\$ 119,900.00	\$ 76,667.00
20i Other -	\$ -	\$ -
20j Other -	\$ -	\$ -
20 Total	\$ 1,665,816.87	\$ 1,584,955.57
<b>21 EXCISE - EQUALIZATION BOARD:</b>		
21a Personal Services	\$ 6,700.00	\$ 7,000.00
21b Part Time Help	\$ -	\$ -
21c Travel	\$ -	\$ -
21d Maintenance and Operation	\$ -	\$ 200.00
21e Capital Outlay	\$ -	\$ -
21f Intergovernmental	\$ -	\$ -
21g Other -	\$ -	\$ -
21 Total	\$ 6,700.00	\$ 7,200.00
<b>22 COUNTY ELECTION EXPENSE:</b>		
22a Personal Services	\$ 147,925.00	\$ 146,250.00
22b Part Time Help	\$ 7,550.00	\$ 8,000.00
22c Travel	\$ 2,600.00	\$ 1,750.00
22d Maintenance and Operation	\$ 19,500.00	\$ 18,000.00
22e Capital Outlay	\$ 3,000.00	\$ 1,500.00
22f Intergovernmental	\$ -	\$ -
22g Other -	\$ -	\$ -
22 Total	\$ 180,575.00	\$ 175,500.00

PUBLICATION SHEET - WAGONER COUNTY, OKLAHOMA  
ESTIMATE OF NEEDS BY APPROPRIATED ACCOUNT FOR 2015-2016

EXHIBIT "Z"

1d

Governmental Budget Accounts		
FISCAL YEAR 2015-2016		
DEPARTMENTS OF GOVERNMENT	NEEDS AS	TO BE
APPROPRIATED ACCOUNTS	PRESENTED TO	APPROVED BY
	GOVERNING	COUNTY
	BOARD	EXCISE BOARD
<b>23 INSURANCE - BENEFITS:</b>		
23a Hospital	\$ 775,000.00	\$ 775,000.00
23b Accident	\$ -	\$ -
23c Life	\$ -	\$ -
23d Property	\$ -	\$ -
23e Workman's Compensation	\$ -	\$ -
23f Unemployment	\$ 40,000.00	\$ 40,000.00
23g Retirement	\$ 760,000.00	\$ 793,098.32
23h Self Insured	\$ -	\$ -
23i FICA	\$ -	\$ -
23j Other - Matching	\$ 10,000.00	\$ 10,000.00
23 Total	\$ 1,585,000.00	\$ 1,618,098.32
<b>24 COUNTY PURCHASING AGENT:</b>		
24a Personal Services	\$ 45,000.00	\$ 44,100.00
24b Part Time Help	\$ -	\$ -
24c Travel	\$ 1,000.00	\$ 1,000.00
24d Maintenance and Operation	\$ 4,000.00	\$ 4,000.00
24e Capital Outlay	\$ 1,000.00	\$ 1,000.00
24f Intergovernmental	\$ -	\$ -
24g Other -	\$ -	\$ -
24 Total	\$ 51,000.00	\$ 50,100.00
<b>25 DATA PROCESSING:</b>		
25a Personal Services	\$ -	\$ -
25b Part Time Help	\$ -	\$ -
25c Travel	\$ -	\$ -
25d Maintenance and Operation	\$ -	\$ -
25e Capital Outlay	\$ -	\$ -
25f Intergovernmental	\$ -	\$ -
25g Other -	\$ -	\$ -
25 Total	\$ -	\$ -
<b>26 COUNTY SUPT. OF HEALTH</b>		
26a Personal Services	\$ -	\$ -
26b Part Time Help	\$ -	\$ -
26c Travel	\$ -	\$ -
26d Maintenance and Operation	\$ -	\$ -
26e Capital Outlay	\$ -	\$ -
26f Intergovernmental	\$ -	\$ -
26g Other -	\$ -	\$ -
26 Total	\$ -	\$ -
<b>27 WELFARE AGENCIES:</b>		
27a Personal Services	\$ -	\$ -
27b Part Time Help	\$ -	\$ -
27c Travel	\$ -	\$ -
27d Maintenance and Operation	\$ -	\$ -
27e Capital Outlay	\$ -	\$ -
27f Intergovernmental	\$ -	\$ -
27g Other -	\$ -	\$ -
27 Total	\$ -	\$ -

PUBLICATION SHEET - WAGONER COUNTY, OKLAHOMA  
ESTIMATE OF NEEDS BY APPROPRIATED ACCOUNT FOR 2015-2016

EXHIBIT "Z"

1e

Governmental Budget Accounts		
FISCAL YEAR 2015-2016		
DEPARTMENTS OF GOVERNMENT	NEEDS AS	TO BE
APPROPRIATED ACCOUNTS	PRESENTED TO	APPROVED BY
	GOVERNING	COUNTY
	BOARD	EXCISE BOARD
<b>28 CHARITY:</b>		
28a Personal Services	\$ -	\$ -
28b Part Time Help	\$ -	\$ -
28c Travel	\$ -	\$ -
28d Maintenance and Operation	\$ -	\$ -
28e Capital Outlay	\$ -	\$ -
28f Intergovernmental	\$ -	\$ -
28g Other -	\$ -	\$ -
28 Total	\$ -	\$ -
<b>29 FIRE FIGHTING SERVICES:</b>		
29a Personal Services	\$ -	\$ -
29b Part Time Help	\$ -	\$ -
29c Travel	\$ -	\$ -
29d Maintenance and Operation	\$ -	\$ -
29e Capital Outlay	\$ -	\$ -
29f Intergovernmental	\$ -	\$ -
29g Equipment Lease Rentals	\$ -	\$ -
29h Other -	\$ -	\$ -
29i Other -	\$ -	\$ -
29 Total	\$ -	\$ -
<b>30 RECORDING ACCOUNT:</b>		
30a Personal Services	\$ -	\$ -
30b Part Time Help	\$ -	\$ -
30c Travel	\$ -	\$ -
30d Maintenance and Operation	\$ -	\$ -
30e Capital Outlay	\$ -	\$ -
30f Intergovernmental	\$ -	\$ -
30g Other -	\$ -	\$ -
30 Total	\$ -	\$ -
<b>31 COUNTY ENGINEER:</b>		
31a Personal Services	\$ -	\$ -
31b Part Time Help	\$ -	\$ -
31c Travel	\$ -	\$ -
31d Maintenance and Operation	\$ -	\$ -
31e Capital Outlay	\$ -	\$ -
31f Intergovernmental	\$ -	\$ -
31g Other -	\$ -	\$ -
31h Other -	\$ -	\$ -
31 Total	\$ -	\$ -
<b>32 LIBRARY:</b>		
32a Personal Services	\$ -	\$ -
32b Part Time Help	\$ -	\$ -
32c Travel	\$ -	\$ -
32d Maintenance and Operation	\$ -	\$ -
32e Capital Outlay	\$ -	\$ -
32f Intergovernmental	\$ -	\$ -
32g Other -	\$ -	\$ -
32 Total	\$ -	\$ -

PUBLICATION SHEET - WAGONER COUNTY, OKLAHOMA  
ESTIMATE OF NEEDS BY APPROPRIATED ACCOUNT FOR 2015-2016

EXHIBIT "Z"

11

DEPARTMENTS OF GOVERNMENT APPROPRIATED ACCOUNTS	Governmental Budget Accounts	
	FISCAL YEAR 2015-2016	
	NEEDS AS	TO BE
	PRESENTED TO GOVERNING BOARD	APPROVED BY COUNTY EXCISE BOARD
<b>33 PUBLIC DEFENDER:</b>		
33a Personal Services	\$ -	\$ -
33b Part Time Help	\$ -	\$ -
33c Travel	\$ -	\$ -
33d Maintenance and Operation	\$ -	\$ -
33e Capital Outlay	\$ -	\$ -
33f Intergovernmental	\$ -	\$ -
33g Other -	\$ -	\$ -
33h Other -	\$ -	\$ -
33 Total	\$ -	\$ -
<b>34 CIVIL DEFENSE:</b>		
34a Personal Services	\$ -	\$ -
34b Part Time Help	\$ -	\$ -
34c Travel	\$ -	\$ -
34d Maintenance and Operation	\$ -	\$ -
34e Capital Outlay	\$ -	\$ -
34f Intergovernmental	\$ -	\$ -
34g Other -	\$ -	\$ -
34 Total	\$ -	\$ -
<b>36 SOLID WASTE:</b>		
36a Personal Services	\$ -	\$ -
36b Part Time Help	\$ -	\$ -
36c Travel	\$ -	\$ -
36d Maintenance and Operation	\$ -	\$ -
36e Capital Outlay	\$ -	\$ -
36f Intergovernmental	\$ -	\$ -
36g Other -	\$ -	\$ -
36h Other -	\$ -	\$ -
36 Total	\$ -	\$ -
<b>38 SOIL CONSERVATION DISTRICT:</b>		
38a Personal Services	\$ -	\$ -
38b Part Time Help	\$ -	\$ -
38c Travel	\$ -	\$ -
38d Maintenance and Operation	\$ -	\$ -
38e Capital Outlay	\$ -	\$ -
38f Intergovernmental	\$ -	\$ -
38g Other -	\$ -	\$ -
38h Other -	\$ -	\$ -
38 Total	\$ -	\$ -
<b>40 REWARD FUND:</b>		
40a Personal Services	\$ -	\$ -
40b Part Time Help	\$ -	\$ -
40c Travel	\$ -	\$ -
40d Maintenance and Operation	\$ -	\$ -
40e Capital Outlay	\$ -	\$ -
40f Intergovernmental	\$ -	\$ -
40g Other -	\$ -	\$ -
40 Total	\$ -	\$ -

PUBLICATION SHEET - WAGONER COUNTY, OKLAHOMA  
ESTIMATE OF NEEDS BY APPROPRIATED ACCOUNT FOR 2015-2016

EXHIBIT "Z"

1g

DEPARTMENTS OF GOVERNMENT APPROPRIATED ACCOUNTS	Governmental Budget Accounts	
	FISCAL YEAR 2015-2016	
	NEEDS AS	TO BE
	PRESENTED TO GOVERNING BOARD	APPROVED BY COUNTY EXCISE BOARD
60		
60a Personal Services	\$ -	\$ -
60b Part Time Help	\$ -	\$ -
60c Travel	\$ -	\$ -
60d Maintenance and Operation	\$ -	\$ -
60e Capital Outlay	\$ -	\$ -
60f Intergovernmental	\$ -	\$ -
60g Other -	\$ -	\$ -
60h Other -	\$ -	\$ -
60 Total	\$ -	\$ -
61		
61a Personal Services	\$ -	\$ -
61b Part Time Help	\$ -	\$ -
61c Travel	\$ -	\$ -
61d Maintenance and Operation	\$ -	\$ -
61e Capital Outlay	\$ -	\$ -
61f Intergovernmental	\$ -	\$ -
61g Other -	\$ -	\$ -
61h Other -	\$ -	\$ -
61 Total	\$ -	\$ -
62		
62a Personal Services	\$ -	\$ -
62b Part Time Help	\$ -	\$ -
62c Travel	\$ -	\$ -
62d Maintenance and Operation	\$ -	\$ -
62e Capital Outlay	\$ -	\$ -
62f Intergovernmental	\$ -	\$ -
62g Other -	\$ -	\$ -
62h Other -	\$ -	\$ -
62 Total	\$ -	\$ -
63		
63a Personal Services	\$ -	\$ -
63b Part Time Help	\$ -	\$ -
63c Travel	\$ -	\$ -
63d Maintenance and Operation	\$ -	\$ -
63e Capital Outlay	\$ -	\$ -
63f Intergovernmental	\$ -	\$ -
63g Other -	\$ -	\$ -
63 Total	\$ -	\$ -
64		
64a Personal Services	\$ -	\$ -
64b Part Time Help	\$ -	\$ -
64c Travel	\$ -	\$ -
64d Maintenance and Operation	\$ -	\$ -
64e Capital Outlay	\$ -	\$ -
64f Intergovernmental	\$ -	\$ -
64g Other -	\$ -	\$ -
64 Total	\$ -	\$ -

PUBLICATION SHEET - WAGONER COUNTY, OKLAHOMA  
ESTIMATE OF NEEDS BY APPROPRIATED ACCOUNT FOR 2015-2016

EXHIBIT "Z"

1h

DEPARTMENTS OF GOVERNMENT APPROPRIATED ACCOUNTS	Governmental Budget Accounts FISCAL YEAR 2015-2016	
	NEEDS AS	TO BE
	PRESENTED TO	APPROVED BY
	GOVERNING BOARD	COUNTY EXCISE BOARD
65		
65a Personal Services	\$ -	\$ -
65b Part Time Help	\$ -	\$ -
65c Travel	\$ -	\$ -
65d Maintenance and Operation	\$ -	\$ -
65e Capital Outlay	\$ -	\$ -
65f Intergovernmental	\$ -	\$ -
65g Other -	\$ -	\$ -
65h Other -	\$ -	\$ -
65 Total	\$ -	\$ -
66		
66a Personal Services	\$ -	\$ -
66b Part Time Help	\$ -	\$ -
66c Travel	\$ -	\$ -
66d Maintenance and Operation	\$ -	\$ -
66e Capital Outlay	\$ -	\$ -
66f Intergovernmental	\$ -	\$ -
66g Other -	\$ -	\$ -
66h Other -	\$ -	\$ -
66 Total	\$ -	\$ -
67		
67a Personal Services	\$ -	\$ -
67b Part Time Help	\$ -	\$ -
67c Travel	\$ -	\$ -
67d Maintenance and Operation	\$ -	\$ -
67e Capital Outlay	\$ -	\$ -
67f Intergovernmental	\$ -	\$ -
67g Other -	\$ -	\$ -
67h Other -	\$ -	\$ -
67 Total	\$ -	\$ -
68		
68a Personal Services	\$ -	\$ -
68b Part Time Help	\$ -	\$ -
68c Travel	\$ -	\$ -
68d Maintenance and Operation	\$ -	\$ -
68e Capital Outlay	\$ -	\$ -
68f Intergovernmental	\$ -	\$ -
68g Other -	\$ -	\$ -
68 Total	\$ -	\$ -
69		
69a Personal Services	\$ -	\$ -
69b Part Time Help	\$ -	\$ -
69c Travel	\$ -	\$ -
69d Maintenance and Operation	\$ -	\$ -
69e Capital Outlay	\$ -	\$ -
69f Intergovernmental	\$ -	\$ -
69g Other -	\$ -	\$ -
69 Total	\$ -	\$ -

PUBLICATION SHEET - WAGONER COUNTY, OKLAHOMA  
ESTIMATE OF NEEDS BY APPROPRIATED ACCOUNT FOR 2015-2016

EXHIBIT "Z"

li

Governmental Budget Accounts		
FISCAL YEAR 2015-2016		
DEPARTMENTS OF GOVERNMENT	NEEDS AS	TO BE
APPROPRIATED ACCOUNTS	PRESENTED TO	APPROVED BY
	GOVERNING	COUNTY
	BOARD	EXCISE BOARD
<b>80 HIGHWAY BUDGET ACCOUNT:</b>		
80a Personal Services	\$ -	\$ -
80b Part Time Help	\$ -	\$ -
80c Travel	\$ -	\$ -
80d Maintenance and Operation	\$ -	\$ -
80e Capital Outlay	\$ -	\$ -
80f Intergovernmental	\$ -	\$ -
80g Other -	\$ -	\$ -
80h Other -	\$ -	\$ -
80j Other -	\$ -	\$ -
80 Total	\$ -	\$ -
<b>82 COUNTY AUDIT BUDGET ACCOUNT:</b>		
82a Salaries and Expense of Audit and Report	\$ 50,155.67	\$ 50,155.67
82b Intergovernmental	\$ -	\$ -
82c Other -	\$ -	\$ -
82 Total	\$ 50,155.67	\$ 50,155.67
<b>83 STORM WATER MANAGEMENT ACCOUNT:</b>		
83a Personal Services	\$ 49,000.00	\$ 25,300.00
83b Part Time Help	\$ -	\$ -
83c Travel	\$ 7,500.00	\$ -
83d Maintenance and Operation	\$ 2,500.00	\$ -
83e Capital Outlay	\$ -	\$ -
83f Intergovernmental	\$ -	\$ -
83g Other -	\$ -	\$ -
83h Other -	\$ -	\$ -
83 Total	\$ 59,000.00	\$ 25,300.00
<b>84 FREE FAIR BUDGET ACCOUNT:</b>		
84a Personal Services	\$ -	\$ -
84b Part Time Help	\$ -	\$ -
84c Travel	\$ -	\$ -
84d Maintenance and Operation	\$ -	\$ -
84e Capital Outlay	\$ -	\$ -
84f Intergovernmental	\$ -	\$ -
84g Premiums and Awards	\$ -	\$ -
84h Other -	\$ -	\$ -
84i Other -	\$ -	\$ -
84 Total	\$ -	\$ -
<b>86 FREE FAIR IMPROVEMENT ACCOUNT:</b>		
86a Personal Services	\$ -	\$ -
86b Part Time Help	\$ -	\$ -
86c Travel	\$ -	\$ -
86d Maintenance and Operation	\$ -	\$ -
86e Capital Outlay	\$ -	\$ -
86f Intergovernmental	\$ -	\$ -
86g Other -	\$ -	\$ -
86h Other -	\$ -	\$ -
86 Total	\$ -	\$ -



PUBLICATION SHEET - WAGONER COUNTY, OKLAHOMA  
ESTIMATE OF NEEDS BY APPROPRIATED ACCOUNT FOR 2015-2016

EXHIBIT "Z"

1j

DEPARTMENTS OF GOVERNMENT APPROPRIATED ACCOUNTS	Governmental Budget Accounts	
	FISCAL YEAR 2015-2016	
	NEEDS AS	TO BE
	PRESENTED TO	APPROVED BY
	GOVERNING	COUNTY
	BOARD	EXCISE BOARD
<b>87 LIBRARY BUDGET ACCOUNT:</b>		
87a Personal Services	\$ -	\$ -
87b Part Time Help	\$ -	\$ -
87c Travel	\$ -	\$ -
87d Maintenance and Operation	\$ -	\$ -
87e Capital Outlay	\$ -	\$ -
87f Intergovernmental	\$ -	\$ -
87g Other -	\$ -	\$ -
87 Total	\$ -	\$ -
<b>88 PUBLIC HEALTH BUDGET ACCOUNT:</b>		
88a Personal Services	\$ -	\$ -
88b Part Time Help	\$ -	\$ -
88c Travel	\$ -	\$ -
88d Maintenance and Operation	\$ -	\$ -
88e Capital Outlay	\$ -	\$ -
88f Intergovernmental	\$ -	\$ -
88g Other -	\$ -	\$ -
88h Other -	\$ -	\$ -
88 Total	\$ -	\$ -
<b>89 COUNTY HOSPITAL BUDGET ACCOUNT:</b>		
89a Personal Services	\$ -	\$ -
89b Part Time Help	\$ -	\$ -
89c Travel	\$ -	\$ -
89d Maintenance and Operation	\$ -	\$ -
89e Capital Outlay	\$ -	\$ -
89f Intergovernmental	\$ -	\$ -
89g Other -	\$ -	\$ -
89h Other -	\$ -	\$ -
89 Total	\$ -	\$ -
<b>90 CHILD GUIDANCE CLINIC</b>		
90a Personal Services	\$ -	\$ -
90b Part Time Help	\$ -	\$ -
90c Travel	\$ -	\$ -
90d Maintenance and Operation	\$ -	\$ -
90e Capital Outlay	\$ -	\$ -
90f Intergovernmental	\$ -	\$ -
90g Other -	\$ -	\$ -
90 Total	\$ -	\$ -
<b>91 TICK ERADICATION ACCOUNT:</b>		
91a Personal Services	\$ -	\$ -
91b Part Time Help	\$ -	\$ -
91c Travel	\$ -	\$ -
91d Maintenance and Operation	\$ -	\$ -
91e Capital Outlay	\$ -	\$ -
91f Intergovernmental	\$ -	\$ -
91g Other -	\$ -	\$ -
91h Other -	\$ -	\$ -
91 Total	\$ -	\$ -

PUBLICATION SHEET - WAGONER COUNTY, OKLAHOMA  
ESTIMATE OF NEEDS BY APPROPRIATED ACCOUNT FOR 2015-2016

EXHIBIT "Z"

1k

Governmental Budget Accounts		
FISCAL YEAR 2015-2016		
DEPARTMENTS OF GOVERNMENT	NEEDS AS	TO BE
APPROPRIATED ACCOUNTS	PRESENTED TO	APPROVED BY
	GOVERNING	COUNTY
	BOARD	EXCISE BOARD
<b>92 BUILDING MAINTENANCE ACCOUNT:</b>		
92a Personal Services	\$ -	\$ -
92b Part Time Help	\$ -	\$ -
92c Travel	\$ -	\$ -
92d Maintenance and Operation	\$ -	\$ -
92e Capital Outlay	\$ -	\$ -
92f Intergovernmental	\$ -	\$ -
92g Other -	\$ -	\$ -
92h Other -	\$ -	\$ -
92j Other -	\$ -	\$ -
92 Total	\$ -	\$ -
<b>93</b>		
93a Personal Services	\$ -	\$ -
93b Part Time Help	\$ -	\$ -
93c Travel	\$ -	\$ -
93d Maintenance and Operation	\$ -	\$ -
93e Capital Outlay	\$ -	\$ -
93f Intergovernmental	\$ -	\$ -
93g Other -	\$ -	\$ -
93h Other -	\$ -	\$ -
93 Total	\$ -	\$ -
<b>94</b>		
94a Personal Services	\$ -	\$ -
94b Part Time Help	\$ -	\$ -
94c Travel	\$ -	\$ -
94d Maintenance and Operation	\$ -	\$ -
94e Capital Outlay	\$ -	\$ -
94f Intergovernmental	\$ -	\$ -
94g Other -	\$ -	\$ -
94h Other -	\$ -	\$ -
94 Total	\$ -	\$ -
<b>98 OTHER USE:</b>		
98a Other Deductions	\$ -	\$ -
98 Total	\$ -	\$ -
<b>TOTAL GENERAL FUND ACCOUNT</b>	<b>\$ 8,496,747.41</b>	<b>\$ 7,507,934.35</b>
<b>SUBJECT TO WARRANT ISSUE:</b>		
99 Provision for Interest on Warrants	\$ -	\$ -
<b>GRAND TOTAL GENERAL FUND</b>	<b>\$ 8,496,747.41</b>	<b>\$ 7,507,934.35</b>

WAGONER COUNTY, 73  
STATISTICAL DATA  
FISCAL YEAR 2014-2015

Total Valuation

Total Gross Valuation Real Property	\$	396,923,879.00
Total Homestead Exemption	\$	<u>24,287,393.00</u>
Total Real Property	\$	372,636,486.00
Total Personal Property	\$	72,441,298.00
Total Public Service Property	\$	<u>32,191,571.00</u>
Total Valuation of Property	\$	<u><u>477,269,355.00</u></u>

See Accountant's Report

PUBLICATION SHEET - WAGONER COUNTY, OKLAHOMA  
 FINANCIAL STATEMENT OF THE VARIUS FUNDS FOR THE FISCAL YEAR ENDING JUNE 30, 2015, AND ESTIMATE OF NEEDS  
 FOR THE FISCAL YEAR ENDING JUNE 30, 2016, OF THE GOVERNING BOARD OF  
 WAGONER COUNTY, OKLAHOMA

EXHIBIT "Z"

Page 1

STATEMENT OF FINANCIAL CONDITION AS OF JUNE 30, 2015	GENERAL FUND	BUILDING FUND	CO-OP FUND	HEALTH FUND
	Detail	Detail	Detail	Detail
<b>ASSETS:</b>				
Cash Balance June 30, 2015	\$ 2,332,951.37	\$ -	\$ -	\$ 2,471,242.96
Investments	\$ -	\$ -	\$ -	\$ -
<b>TOTAL ASSETS</b>	<b>\$ 2,332,951.37</b>	<b>\$ -</b>	<b>\$ -</b>	<b>\$ 2,471,242.96</b>
<b>LIABILITIES AND RESERVES:</b>				
Warrants Outstanding	\$ 336,804.44	\$ -	\$ -	\$ 215,641.39
Reserve for Interest on Warrants	\$ -	\$ -	\$ -	\$ -
Reserves From Schedule 8	\$ 95,607.36	\$ -	\$ -	\$ 93,608.79
<b>TOTAL LIABILITIES AND RESERVES</b>	<b>\$ 432,411.80</b>	<b>\$ -</b>	<b>\$ -</b>	<b>\$ 309,250.18</b>
<b>CASH FUND BALANCE (Deficit) JUNE 30, 2015</b>	<b>\$ 1,900,539.57</b>	<b>\$ -</b>	<b>\$ -</b>	<b>\$ 2,161,992.78</b>

**ESTIMATED NEEDS FOR FISCAL YEAR ENDING JUNE 30, 2015**

GENERAL FUND	GENERAL FUND	SINKING FUND BALANCE SHEET	SINKING FUND
Current Expense	\$ 7,452,224.88	1. Cash Balance on Hand June 30, 2015	\$ -
Reserve for Int. on Warrants & Revaluation	\$ 55,709.47	2. Legal Investments Properly Maturing	\$ -
<b>Total Required</b>	<b>\$ 7,507,934.35</b>	3. Judgments Paid to Recover by Tax Levy	\$ -
<b>FINANCED</b>		4. Total Liquid Assets	\$ -
Cash Fund Balance	\$ 1,900,539.57	<b>Deduct Matured Indebtedness:</b>	
Estimated Miscellaneous Revenue	\$ 1,134,079.28	5. a. Past-Due Coupons	\$ -
<b>Total Deductions</b>	<b>\$ 3,034,618.85</b>	6. b. Interest Accrued Thereon	\$ -
Balance to Raise from Ad Valorem Tax	\$ 4,473,315.50	7. c. Past-Due Bonds	\$ -
<b>ESTIMATED MISCELLANEOUS REVENUE:</b>		8. d. Interest Thereon After Last Coupon	\$ -
1000 Charges for Services	\$ 218,595.83	9. e. Fiscal Agency Commissions on Above	\$ -
2000 Local Sources of Revenue	\$ 500,586.62	10. f. Judgments and Int. Levied for/Unpaid	\$ -
3000 State Sources of Revenue	\$ 270,976.64	11. Total Items a. Through f.	\$ -
4000 Federal Sources of Revenue	\$ 14,000.00	12. Balance of Assets Subject to Accruals	\$ -
5000 Miscellaneous Revenue	\$ 129,920.19	<b>Deduct Accrual Reserve If Assets Sufficient:</b>	
6111 Contributions from Other Funds	\$ -	13. g. Earned Unmatured Interest	\$ -
<b>Total Estimated Revenue</b>	<b>\$ 1,134,079.28</b>	14. h. Accrual on Final Coupons	\$ -
<b>INDUSTRIAL DEVELOPMENT BONDS</b>		15. i. Accrued on Unmatured Bonds	\$ -
1. Cash Balance on Hand June 30, 2015	\$ -	16. Total Items g. Through i.	\$ -
2. Legal Investments Properly Maturing	\$ -	17. Excess of Assets Over Accrual Reserves **	\$ -
3. Total Liquid Assets	\$ -	<b>SINKING FUND REQUIREMENTS FOR 2015-2016</b>	
<b>Deduct Matured Indebtedness</b>		1. Interest Earnings on Bonds	\$ -
4. a. Past-Due Coupons	\$ -	2. Accrual on Unmatured Bonds	\$ -
5. b. Interest Accrued Thereon	\$ -	3. Annual Accrual on "Prepaid" Judgments	\$ -
6. c. Past-Due Bonds	\$ -	4. Annual Accrual on "Unpaid" Judgments	\$ -
7. d. Interest Thereon After Last Coupon	\$ -	5. Interest on Unpaid Judgments	\$ -
8. e. Fiscal Agency Commissions on Above	\$ -	6. Annual Accrual From Exhibit KK	\$ -
9. Balance of Assets Subject to Accruals	\$ -		
10. Deduct: g. Earned Unmatured Interest	\$ -		
11. h. Accrual on Final Coupons	\$ -		
12. i. Accrued on Unmatured Bonds	\$ -		
13. Excess of Assets Over Accrual Reserves*	\$ -		
<b>INDUSTRIAL BOND REQUIREMENTS FOR 2015-2016</b>			
1. Interest Earnings on Bonds	\$ -		
2. Accrual on Unmatured Bonds	\$ -		
<b>Total Sinking Fund Requirements</b>	<b>\$ -</b>	<b>Total Sinking Fund Requirements</b>	<b>\$ -</b>
<b>Deduct:</b>		<b>Deduct:</b>	
1. Excess of Assets Over Liabilities	\$ -	1. Excess of Assets Over Liabilities	\$ -
2. Surplus Building Fund Cash	\$ -	2. Surplus Building Fund Cash	\$ -
<b>Balance Required</b>	<b>\$ -</b>	<b>Balance to Raise By Tax Levy</b>	<b>\$ -</b>

PUBLICATION SHEET - WAGONER COUNTY, OKLAHOMA  
 FINANCIAL STATEMENT OF THE VARIOUS FUNDS FOR THE FISCAL YEAR ENDING JUNE 30, 2015, AND ESTIMATE OF NEEDS  
 FOR THE FISCAL YEAR ENDING JUNE 30, 2016, OF THE GOVERNING BOARD OF  
 WAGONER COUNTY, OKLAHOMA

EXHIBIT "Z"

** If line 12 is less than line 16 after omitting "h" deduct the following each in turn from line 4, "Total Liquid Assets".	SINKING FUND
13d. j. Unmatured Coupons Due 4-1-2016	\$ -
14d. k. Unmatured Bonds So Due	-
15d. l. Whatever Remains is for Exhibit KK Line E.	\$ -
16d. Deficit as Shown on Sinking Fund Balance Sheet.	\$ -
17d. Less Cash Requirements for Current Fiscal Year in Excess of Cash on Hand (From Line 15d Above).	-
18d. Remaining Deficit is for Exhibit KK Line F.	\$ -


	BUILDING FUND	CO-OP FUND	HEALTH FUND
Current Expense	\$ -	\$ -	\$ 3,267,465.49
Reserve for Int. on Warrants & Revaluation	\$ -	\$ -	\$ 13,940.87
Total Required	\$ -	\$ -	\$ 3,281,406.36
FINANCED:			
Cash Fund Balance	\$ -	\$ -	\$ 2,161,992.78
Estimated Miscellaneous Revenue	\$ -	\$ -	\$ -
Total Deductions	\$ -	\$ -	\$ 2,161,992.78
Balance to Raise from Ad Valorem Tax and Co-op Fund Balance	\$ -	\$ -	\$ 1,119,413.58


* If line 14 is less than the sum of lines g. h. i. after omitting "h" deduct the following each in turn from line 4, "Total Liquid Assets".	INDUSTRIAL BOND FUND
13d. j. Unmatured Coupons Due Before 4-1-2016	\$ -
14d. k. Unmatured Bonds So Due	-
15d. l. Whatever Remains is for Exhibit KKI Line E.	\$ -
16d. Deficit as Shown on Industrial Bonds Balance Sheet.	\$ -
17d. Less Cash Requirements for Current Fiscal Year in Excess of Cash on Hand (From Line 15d Above).	-
18d. Remaining Deficit is for Exhibit KKI Line F.	\$ -


CERTIFICATE - GOVERNING BOARD

STATE OF OKLAHOMA, COUNTY OF WAGONER, ss:

We, the undersigned duly elected, qualified Governing Officers of Wagoner County Oklahoma, do hereby certify that at a meeting of the Governing Body of the said County, begun at the time provided by law for Counties and pursuant to the provisions of 68 O. S. 1991 Sec. 3002, the foregoing statement was prepared and is a true and correct condition of the Financial Affairs of said County as reflected by the record of the County Clerk and Treasurer. We further certify that the forgoing estimate for current expenses for the fiscal year beginning July 1, 2015, and ending June 30, 2016, as shown are reasonably necessary for the proper conduct of the affairs of the said County, that the Estimated Income to be derived from sources other than ad valorem taxation does not exceed the lawfully authorized ration of the revenue derived from the same sources during the preceding fiscal year.


  
 \_\_\_\_\_  
 Chairperson of Board

  
 \_\_\_\_\_  
 Commissioner

  
 \_\_\_\_\_  
 Commissioner

Attest   
 \_\_\_\_\_  
 County Clerk

Subscribed and sworn to before me this 20 day of June, 2015.

  
 \_\_\_\_\_



Required to be published in a legally-qualified newspaper printed in the County, or one issue published in a legally-qualified newspaper of general circulation in the County.

PUBLICATION SHEET - WAGONER COUNTY, OKLAHOMA  
ESTIMATE OF NEEDS BY APPROPRIATED ACCOUNT FOR 2015-2016

EXHIBIT "Z"

1a

DEPARTMENTS OF GOVERNMENT APPROPRIATED ACCOUNTS	Governmental Budget Accounts	
	FISCAL YEAR 2015-2016	
	NEEDS AS	TO BE
	PRESENTED TO	APPROVED BY
	GOVERNING	COUNTY
	BOARD	EXCISE BOARD
<b>01 DISTRICT ATTORNEY - STATE:</b>		
01a Personal Services	\$ -	\$ -
01b Part Time Help	\$ -	\$ -
01c Travel	\$ -	\$ -
01d Maintenance and Operation	\$ -	\$ -
01e Capital Outlay	\$ -	\$ -
01f Intergovernmental	\$ -	\$ -
01g Other-	\$ -	\$ -
01 Total	\$ -	\$ -
<b>02 DISTRICT ATTORNEY - COUNTY:</b>		
02a Personal Services	\$ -	\$ -
02b Part Time Help	\$ -	\$ -
02c Travel	\$ -	\$ -
02d Maintenance and Operation	\$ -	\$ -
02e Capital Outlay	\$ -	\$ -
02f Intergovernmental	\$ -	\$ -
02g Law Library	\$ -	\$ -
02h Other-	\$ -	\$ -
02 Total	\$ -	\$ -
<b>04 COUNTY SHERIFF:</b>		
04a Personal Services	\$ 2,246,433.36	\$ 2,044,975.28
04b Part Time Help	\$ -	\$ -
04c Travel	\$ 15,000.00	\$ 20,000.00
04d Maintenance and Operation	\$ 480,879.00	\$ 10.00
04e Capital Outlay	\$ 125,000.00	\$ -
04f Intergovernmental	\$ -	\$ -
04g Sheriff's Fees	\$ -	\$ -
04h Board of Prisoners	\$ -	\$ -
04i Other -	\$ -	\$ -
04 Total	\$ 2,867,312.36	\$ 2,064,985.28
<b>06 COUNTY TREASURER:</b>		
06a Personal Services	\$ 63,000.00	\$ 63,000.00
06b Part Time Help	\$ 1.00	\$ 1.00
06c Travel	\$ 5,200.00	\$ 5,200.00
06d Maintenance and Operation	\$ 1.00	\$ 1.00
06e Capital Outlay	\$ 40.00	\$ 1.00
06f Intergovernmental	\$ -	\$ -
06g Other -	\$ -	\$ -
06 Total	\$ 68,242.00	\$ 68,203.00
<b>08 COUNTY COMMISSIONERS:</b>		
08a Personal Services	\$ 187,500.00	\$ 187,500.00
08b Part Time Help	\$ -	\$ -
08c Travel	\$ 30,000.00	\$ 30,000.00
08d Maintenance and Operation	\$ -	\$ -
08e Capital Outlay	\$ -	\$ -
08f Intergovernmental	\$ -	\$ -
08g Other -	\$ -	\$ -
08 Total	\$ 217,500.00	\$ 217,500.00

PUBLICATION SHEET - WAGONER COUNTY, OKLAHOMA  
ESTIMATE OF NEEDS BY APPROPRIATED ACCOUNT FOR 2015-2016

EXHIBIT "Z"

1b

DEPARTMENTS OF GOVERNMENT APPROPRIATED ACCOUNTS	Governmental Budget Accounts	
	FISCAL YEAR 2015-2016	
	NEEDS AS	TO BE
	PRESENTED TO	APPROVED BY
	GOVERNING	COUNTY
	BOARD	EXCISE BOARD
<b>09 COUNTY COMMISSIONERS O.S.U. EXTENSION:</b>		
09a Personal Services	\$ 81,924.00	\$ 5,628.00
09b Part Time Help	\$ -	\$ -
09c Travel	\$ 19,600.00	\$ 8,250.00
09d Maintenance and Operation	\$ 20,413.00	\$ 8,250.00
09e Capital Outlay	\$ 1.00	\$ 1.00
09f Intergovernmental	\$ -	\$ -
09g Other -	\$ -	\$ -
09 Total	\$ 121,938.00	\$ 22,129.00
<b>10 COUNTY CLERK:</b>		
10a Personal Services	\$ 431,500.00	\$ 431,500.00
10b Part Time Help	\$ -	\$ -
10c Travel	\$ 12,000.00	\$ 12,000.00
10d Maintenance and Operation	\$ 30,000.00	\$ 30,000.00
10e Capital Outlay	\$ 2,000.00	\$ 2,000.00
10f Intergovernmental	\$ -	\$ -
10g Lien Fees	\$ -	\$ -
10h Other -	\$ -	\$ -
10 Total	\$ 475,500.00	\$ 475,500.00
<b>14 COURT CLERK:</b>		
14a Personal Services	\$ 185,324.67	\$ 185,624.67
14b Part Time Help	\$ -	\$ -
14c Travel	\$ 7,500.00	\$ 7,500.00
14d Maintenance and Operation	\$ 23,500.00	\$ 23,500.00
14e Capital Outlay	\$ -	\$ -
14f Intergovernmental	\$ -	\$ -
14g Other -	\$ -	\$ -
14 Total	\$ 216,324.67	\$ 216,624.67
<b>16 COUNTY ASSESSOR:</b>		
16a Personal Services	\$ 220,018.84	\$ 220,018.84
16b Part Time Help	\$ -	\$ -
16c Travel	\$ 12,000.00	\$ 12,000.00
16d Maintenance and Operation	\$ 28,000.00	\$ 28,000.00
16e Capital Outlay	\$ 7,000.00	\$ 7,000.00
16f Intergovernmental	\$ -	\$ -
16g Other -	\$ -	\$ -
16h Other -	\$ -	\$ -
16 Total	\$ 267,018.84	\$ 267,018.84
<b>17 REVALUATION OF REAL PROPERTY:</b>		
17a Personal Services	\$ 370,000.00	\$ 370,000.00
17b Part Time Help	\$ 12,564.00	\$ 12,564.00
17c Travel	\$ 17,000.00	\$ 17,000.00
17d Maintenance and Operation	\$ 92,000.00	\$ 92,000.00
17e Capital Outlay	\$ 35,000.00	\$ 35,000.00
17f Intergovernmental	\$ -	\$ -
17g Other - Benefits	\$ 105,600.00	\$ 105,600.00
17h Other - Gas & Oil Services	\$ 32,500.00	\$ 32,500.00
17 Total	\$ 664,664.00	\$ 664,664.00

PUBLICATION SHEET - WAGONER COUNTY, OKLAHOMA  
ESTIMATE OF NEEDS BY APPROPRIATED ACCOUNT FOR 2015-2016

EXHIBIT "Z"

1c

Governmental Budget Accounts		
FISCAL YEAR 2015-2016		
DEPARTMENTS OF GOVERNMENT	NEEDS AS	TO BE
APPROPRIATED ACCOUNTS	PRESENTED TO	APPROVED BY
	GOVERNING	COUNTY
	BOARD	EXCISE BOARD
<b>18 JUVENILE SHELTER BUREAU:</b>		
18a Personal Services	\$ -	\$ -
18b Part Time Help	\$ -	\$ -
18c Travel	\$ -	\$ -
18d Maintenance and Operation	\$ -	\$ -
18e Capital Outlay	\$ -	\$ -
18f Intergovernmental	\$ -	\$ -
18g Other -	\$ -	\$ -
18 Total	\$ -	\$ -
<b>19 DISTRICT COURT:</b>		
19a Personal Services	\$ -	\$ -
19b Part Time Help	\$ -	\$ -
19c Travel	\$ -	\$ -
19d Maintenance and Operation	\$ -	\$ -
19e Capital Outlay	\$ -	\$ -
19f Intergovernmental	\$ -	\$ -
19g Other -	\$ -	\$ -
19 Total	\$ -	\$ -
<b>20 GENERAL GOVERNMENT</b>		
20a Personal Services	\$ 128,000.00	\$ 130,000.00
20b Part Time Help	\$ -	\$ -
20c Travel	\$ -	\$ -
20d Maintenance and Operation	\$ 395,000.00	\$ 370,000.00
20e Capital Outlay	\$ 1,021,416.87	\$ 1,006,788.57
20f Intergovernmental	\$ -	\$ -
20g Other - Charity	\$ 1,500.00	\$ 1,500.00
20h Other - Courthouse Security	\$ 119,900.00	\$ 76,667.00
20i Other -	\$ -	\$ -
20j Other -	\$ -	\$ -
20 Total	\$ 1,665,816.87	\$ 1,584,955.57
<b>21 EXCISE - EQUALIZATION BOARD:</b>		
21a Personal Services	\$ 6,700.00	\$ 7,000.00
21b Part Time Help	\$ -	\$ -
21c Travel	\$ -	\$ -
21d Maintenance and Operation	\$ -	\$ 200.00
21e Capital Outlay	\$ -	\$ -
21f Intergovernmental	\$ -	\$ -
21g Other -	\$ -	\$ -
21 Total	\$ 6,700.00	\$ 7,200.00
<b>22 COUNTY ELECTION EXPENSE:</b>		
22a Personal Services	\$ 147,925.00	\$ 146,250.00
22b Part Time Help	\$ 7,550.00	\$ 8,000.00
22c Travel	\$ 2,600.00	\$ 1,750.00
22d Maintenance and Operation	\$ 19,500.00	\$ 18,000.00
22e Capital Outlay	\$ 3,000.00	\$ 1,500.00
22f Intergovernmental	\$ -	\$ -
22g Other -	\$ -	\$ -
22 Total	\$ 180,575.00	\$ 175,500.00



PUBLICATION SHEET - WAGONER COUNTY, OKLAHOMA  
ESTIMATE OF NEEDS BY APPROPRIATED ACCOUNT FOR 2015-2016

EXHIBIT "Z"

1d

DEPARTMENTS OF GOVERNMENT APPROPRIATED ACCOUNTS	Governmental Budget Accounts FISCAL YEAR 2015-2016	
	NEEDS AS	TO BE
	PRESENTED TO	APPROVED BY
	GOVERNING BOARD	COUNTY EXCISE BOARD
<b>23 INSURANCE - BENEFITS:</b>		
23a Hospital	\$ 775,000.00	\$ 775,000.00
23b Accident	\$ -	\$ -
23c Life	\$ -	\$ -
23d Property	\$ -	\$ -
23e Workman's Compensation	\$ -	\$ -
23f Unemployment	\$ 40,000.00	\$ 40,000.00
23g Retirement	\$ 760,000.00	\$ 793,098.32
23h Self Insured	\$ -	\$ -
23i FICA	\$ -	\$ -
23j Other - Matching	\$ 10,000.00	\$ 10,000.00
<b>23 Total</b>	<b>\$ 1,585,000.00</b>	<b>\$ 1,618,098.32</b>
<b>24 COUNTY PURCHASING AGENT:</b>		
24a Personal Services	\$ 45,000.00	\$ 44,100.00
24b Part Time Help	\$ -	\$ -
24c Travel	\$ 1,000.00	\$ 1,000.00
24d Maintenance and Operation	\$ 4,000.00	\$ 4,000.00
24e Capital Outlay	\$ 1,000.00	\$ 1,000.00
24f Intergovernmental	\$ -	\$ -
24g Other -	\$ -	\$ -
<b>24 Total</b>	<b>\$ 51,000.00</b>	<b>\$ 50,100.00</b>
<b>25 DATA PROCESSING:</b>		
25a Personal Services	\$ -	\$ -
25b Part Time Help	\$ -	\$ -
25c Travel	\$ -	\$ -
25d Maintenance and Operation	\$ -	\$ -
25e Capital Outlay	\$ -	\$ -
25f Intergovernmental	\$ -	\$ -
25g Other -	\$ -	\$ -
<b>25 Total</b>	<b>\$ -</b>	<b>\$ -</b>
<b>26 COUNTY SUPT. OF HEALTH</b>		
26a Personal Services	\$ -	\$ -
26b Part Time Help	\$ -	\$ -
26c Travel	\$ -	\$ -
26d Maintenance and Operation	\$ -	\$ -
26e Capital Outlay	\$ -	\$ -
26f Intergovernmental	\$ -	\$ -
26g Other -	\$ -	\$ -
<b>26 Total</b>	<b>\$ -</b>	<b>\$ -</b>
<b>27 WELFARE AGENCIES:</b>		
27a Personal Services	\$ -	\$ -
27b Part Time Help	\$ -	\$ -
27c Travel	\$ -	\$ -
27d Maintenance and Operation	\$ -	\$ -
27e Capital Outlay	\$ -	\$ -
27f Intergovernmental	\$ -	\$ -
27g Other -	\$ -	\$ -
<b>27 Total</b>	<b>\$ -</b>	<b>\$ -</b>

PUBLICATION SHEET - WAGONER COUNTY, OKLAHOMA  
ESTIMATE OF NEEDS BY APPROPRIATED ACCOUNT FOR 2015-2016

EXHIBIT "Z"

1e

Governmental Budget Accounts		
FISCAL YEAR 2015-2016		
DEPARTMENTS OF GOVERNMENT	NEEDS AS	TO BE
APPROPRIATED ACCOUNTS	PRESENTED TO	APPROVED BY
	GOVERNING	COUNTY
	BOARD	EXCISE BOARD
<b>28 CHARITY:</b>		
28a Personal Services	\$ -	\$ -
28b Part Time Help	\$ -	\$ -
28c Travel	\$ -	\$ -
28d Maintenance and Operation	\$ -	\$ -
28e Capital Outlay	\$ -	\$ -
28f Intergovernmental	\$ -	\$ -
28g Other -	\$ -	\$ -
28 Total	\$ -	\$ -
<b>29 FIRE FIGHTING SERVICES:</b>		
29a Personal Services	\$ -	\$ -
29b Part Time Help	\$ -	\$ -
29c Travel	\$ -	\$ -
29d Maintenance and Operation	\$ -	\$ -
29e Capital Outlay	\$ -	\$ -
29f Intergovernmental	\$ -	\$ -
29g Equipment Lease Rentals	\$ -	\$ -
29h Other -	\$ -	\$ -
29i Other -	\$ -	\$ -
29 Total	\$ -	\$ -
<b>30 RECORDING ACCOUNT:</b>		
30a Personal Services	\$ -	\$ -
30b Part Time Help	\$ -	\$ -
30c Travel	\$ -	\$ -
30d Maintenance and Operation	\$ -	\$ -
30e Capital Outlay	\$ -	\$ -
30f Intergovernmental	\$ -	\$ -
30g Other -	\$ -	\$ -
30 Total	\$ -	\$ -
<b>31 COUNTY ENGINEER:</b>		
31a Personal Services	\$ -	\$ -
31b Part Time Help	\$ -	\$ -
31c Travel	\$ -	\$ -
31d Maintenance and Operation	\$ -	\$ -
31e Capital Outlay	\$ -	\$ -
31f Intergovernmental	\$ -	\$ -
31g Other -	\$ -	\$ -
31h Other -	\$ -	\$ -
31 Total	\$ -	\$ -
<b>32 LIBRARY:</b>		
32a Personal Services	\$ -	\$ -
32b Part Time Help	\$ -	\$ -
32c Travel	\$ -	\$ -
32d Maintenance and Operation	\$ -	\$ -
32e Capital Outlay	\$ -	\$ -
32f Intergovernmental	\$ -	\$ -
32g Other -	\$ -	\$ -
32 Total	\$ -	\$ -

PUBLICATION SHEET - WAGONER COUNTY, OKLAHOMA  
ESTIMATE OF NEEDS BY APPROPRIATED ACCOUNT FOR 2015-2016

EXHIBIT "Z"

1f

DEPARTMENTS OF GOVERNMENT APPROPRIATED ACCOUNTS	Governmental Budget Accounts	
	FISCAL YEAR 2015-2016	
	NEEDS AS	TO BE
	PRESENTED TO GOVERNING BOARD	APPROVED BY COUNTY EXCISE BOARD
<b>33 PUBLIC DEFENDER:</b>		
33a Personal Services	\$ -	\$ -
33b Part Time Help	\$ -	\$ -
33c Travel	\$ -	\$ -
33d Maintenance and Operation	\$ -	\$ -
33e Capital Outlay	\$ -	\$ -
33f Intergovernmental	\$ -	\$ -
33g Other -	\$ -	\$ -
33h Other -	\$ -	\$ -
33 Total	\$ -	\$ -
<b>34 CIVIL DEFENSE:</b>		
34a Personal Services	\$ -	\$ -
34b Part Time Help	\$ -	\$ -
34c Travel	\$ -	\$ -
34d Maintenance and Operation	\$ -	\$ -
34e Capital Outlay	\$ -	\$ -
34f Intergovernmental	\$ -	\$ -
34g Other -	\$ -	\$ -
34 Total	\$ -	\$ -
<b>36 SOLID WASTE:</b>		
36a Personal Services	\$ -	\$ -
36b Part Time Help	\$ -	\$ -
36c Travel	\$ -	\$ -
36d Maintenance and Operation	\$ -	\$ -
36e Capital Outlay	\$ -	\$ -
36f Intergovernmental	\$ -	\$ -
36g Other -	\$ -	\$ -
36h Other -	\$ -	\$ -
36 Total	\$ -	\$ -
<b>38 SOIL CONSERVATION DISTRICT:</b>		
38a Personal Services	\$ -	\$ -
38b Part Time Help	\$ -	\$ -
38c Travel	\$ -	\$ -
38d Maintenance and Operation	\$ -	\$ -
38e Capital Outlay	\$ -	\$ -
38f Intergovernmental	\$ -	\$ -
38g Other -	\$ -	\$ -
38h Other -	\$ -	\$ -
38 Total	\$ -	\$ -
<b>40 REWARD FUND:</b>		
40a Personal Services	\$ -	\$ -
40b Part Time Help	\$ -	\$ -
40c Travel	\$ -	\$ -
40d Maintenance and Operation	\$ -	\$ -
40e Capital Outlay	\$ -	\$ -
40f Intergovernmental	\$ -	\$ -
40g Other -	\$ -	\$ -
40 Total	\$ -	\$ -

PUBLICATION SHEET - WAGONER COUNTY, OKLAHOMA  
ESTIMATE OF NEEDS BY APPROPRIATED ACCOUNT FOR 2015-2016

EXHIBIT "Z"

1g

DEPARTMENTS OF GOVERNMENT APPROPRIATED ACCOUNTS	Governmental Budget Accounts	
	FISCAL YEAR 2015-2016	
	NEEDS AS	TO BE
	PRESENTED TO GOVERNING BOARD	APPROVED BY COUNTY EXCISE BOARD
60		
60a Personal Services	\$ -	\$ -
60b Part Time Help	\$ -	\$ -
60c Travel	\$ -	\$ -
60d Maintenance and Operation	\$ -	\$ -
60e Capital Outlay	\$ -	\$ -
60f Intergovernmental	\$ -	\$ -
60g Other -	\$ -	\$ -
60h Other -	\$ -	\$ -
60 Total	\$ -	\$ -
61		
61a Personal Services	\$ -	\$ -
61b Part Time Help	\$ -	\$ -
61c Travel	\$ -	\$ -
61d Maintenance and Operation	\$ -	\$ -
61e Capital Outlay	\$ -	\$ -
61f Intergovernmental	\$ -	\$ -
61g Other -	\$ -	\$ -
61h Other -	\$ -	\$ -
61 Total	\$ -	\$ -
62		
62a Personal Services	\$ -	\$ -
62b Part Time Help	\$ -	\$ -
62c Travel	\$ -	\$ -
62d Maintenance and Operation	\$ -	\$ -
62e Capital Outlay	\$ -	\$ -
62f Intergovernmental	\$ -	\$ -
62g Other -	\$ -	\$ -
62h Other -	\$ -	\$ -
62 Total	\$ -	\$ -
63		
63a Personal Services	\$ -	\$ -
63b Part Time Help	\$ -	\$ -
63c Travel	\$ -	\$ -
63d Maintenance and Operation	\$ -	\$ -
63e Capital Outlay	\$ -	\$ -
63f Intergovernmental	\$ -	\$ -
63g Other -	\$ -	\$ -
63 Total	\$ -	\$ -
64		
64a Personal Services	\$ -	\$ -
64b Part Time Help	\$ -	\$ -
64c Travel	\$ -	\$ -
64d Maintenance and Operation	\$ -	\$ -
64e Capital Outlay	\$ -	\$ -
64f Intergovernmental	\$ -	\$ -
64g Other -	\$ -	\$ -
64 Total	\$ -	\$ -

PUBLICATION SHEET - WAGONER COUNTY, OKLAHOMA  
ESTIMATE OF NEEDS BY APPROPRIATED ACCOUNT FOR 2015-2016

EXHIBIT "Z"

1h

DEPARTMENTS OF GOVERNMENT APPROPRIATED ACCOUNTS	Governmental Budget Accounts	
	FISCAL YEAR 2015-2016	
	NEEDS AS	TO BE
	PRESENTED TO	APPROVED BY
	GOVERNING	COUNTY
	BOARD	EXCISE BOARD
65		
65a Personal Services	\$ -	\$ -
65b Part Time Help	\$ -	\$ -
65c Travel	\$ -	\$ -
65d Maintenance and Operation	\$ -	\$ -
65e Capital Outlay	\$ -	\$ -
65f Intergovernmental	\$ -	\$ -
65g Other -	\$ -	\$ -
65h Other -	\$ -	\$ -
65 Total	\$ -	\$ -
66		
66a Personal Services	\$ -	\$ -
66b Part Time Help	\$ -	\$ -
66c Travel	\$ -	\$ -
66d Maintenance and Operation	\$ -	\$ -
66e Capital Outlay	\$ -	\$ -
66f Intergovernmental	\$ -	\$ -
66g Other -	\$ -	\$ -
66h Other -	\$ -	\$ -
66 Total	\$ -	\$ -
67		
67a Personal Services	\$ -	\$ -
67b Part Time Help	\$ -	\$ -
67c Travel	\$ -	\$ -
67d Maintenance and Operation	\$ -	\$ -
67e Capital Outlay	\$ -	\$ -
67f Intergovernmental	\$ -	\$ -
67g Other -	\$ -	\$ -
67h Other -	\$ -	\$ -
67 Total	\$ -	\$ -
68		
68a Personal Services	\$ -	\$ -
68b Part Time Help	\$ -	\$ -
68c Travel	\$ -	\$ -
68d Maintenance and Operation	\$ -	\$ -
68e Capital Outlay	\$ -	\$ -
68f Intergovernmental	\$ -	\$ -
68g Other -	\$ -	\$ -
68 Total	\$ -	\$ -
69		
69a Personal Services	\$ -	\$ -
69b Part Time Help	\$ -	\$ -
69c Travel	\$ -	\$ -
69d Maintenance and Operation	\$ -	\$ -
69e Capital Outlay	\$ -	\$ -
69f Intergovernmental	\$ -	\$ -
69g Other -	\$ -	\$ -
69 Total	\$ -	\$ -

PUBLICATION SHEET - WAGONER COUNTY, OKLAHOMA  
ESTIMATE OF NEEDS BY APPROPRIATED ACCOUNT FOR 2015-2016

EXHIBIT "Z"

li

DEPARTMENTS OF GOVERNMENT APPROPRIATED ACCOUNTS	Governmental Budget Accounts	
	FISCAL YEAR 2015-2016	
	NEEDS AS PRESENTED TO GOVERNING BOARD	TO BE APPROVED BY COUNTY EXCISE BOARD
<b>80 HIGHWAY BUDGET ACCOUNT:</b>		
80a Personal Services	\$ -	\$ -
80b Part Time Help	\$ -	\$ -
80c Travel	\$ -	\$ -
80d Maintenance and Operation	\$ -	\$ -
80e Capital Outlay	\$ -	\$ -
80f Intergovernmental	\$ -	\$ -
80g Other -	\$ -	\$ -
80h Other -	\$ -	\$ -
80j Other -	\$ -	\$ -
80 Total	\$ -	\$ -
<b>82 COUNTY AUDIT BUDGET ACCOUNT:</b>		
82a Salaries and Expense of Audit and Report	\$ 50,155.67	\$ 50,155.67
82b Intergovernmental	\$ -	\$ -
82c Other -	\$ -	\$ -
82 Total	\$ 50,155.67	\$ 50,155.67
<b>83 STORM WATER MANAGEMENT ACCOUNT:</b>		
83a Personal Services	\$ 49,000.00	\$ 25,300.00
83b Part Time Help	\$ -	\$ -
83c Travel	\$ 7,500.00	\$ -
83d Maintenance and Operation	\$ 2,500.00	\$ -
83e Capital Outlay	\$ -	\$ -
83f Intergovernmental	\$ -	\$ -
83g Other -	\$ -	\$ -
83h Other -	\$ -	\$ -
83 Total	\$ 59,000.00	\$ 25,300.00
<b>84 FREE FAIR BUDGET ACCOUNT:</b>		
84a Personal Services	\$ -	\$ -
84b Part Time Help	\$ -	\$ -
84c Travel	\$ -	\$ -
84d Maintenance and Operation	\$ -	\$ -
84e Capital Outlay	\$ -	\$ -
84f Intergovernmental	\$ -	\$ -
84g Premiums and Awards	\$ -	\$ -
84h Other -	\$ -	\$ -
84i Other -	\$ -	\$ -
84 Total	\$ -	\$ -
<b>86 FREE FAIR IMPROVEMENT ACCOUNT:</b>		
86a Personal Services	\$ -	\$ -
86b Part Time Help	\$ -	\$ -
86c Travel	\$ -	\$ -
86d Maintenance and Operation	\$ -	\$ -
86e Capital Outlay	\$ -	\$ -
86f Intergovernmental	\$ -	\$ -
86g Other -	\$ -	\$ -
86h Other -	\$ -	\$ -
86 Total	\$ -	\$ -

PUBLICATION SHEET - WAGONER COUNTY, OKLAHOMA  
ESTIMATE OF NEEDS BY APPROPRIATED ACCOUNT FOR 2015-2016

EXHIBIT "Z"

lj

Governmental Budget Accounts		
FISCAL YEAR 2015-2016		
DEPARTMENTS OF GOVERNMENT	NEEDS AS	TO BE
APPROPRIATED ACCOUNTS	PRESENTED TO	APPROVED BY
	GOVERNING	COUNTY
	BOARD	EXCISE BOARD
<b>87 LIBRARY BUDGET ACCOUNT:</b>		
87a Personal Services	\$ -	\$ -
87b Part Time Help	\$ -	\$ -
87c Travel	\$ -	\$ -
87d Maintenance and Operation	\$ -	\$ -
87e Capital Outlay	\$ -	\$ -
87f Intergovernmental	\$ -	\$ -
87g Other -	\$ -	\$ -
87 Total	\$ -	\$ -
<b>88 PUBLIC HEALTH BUDGET ACCOUNT:</b>		
88a Personal Services	\$ -	\$ -
88b Part Time Help	\$ -	\$ -
88c Travel	\$ -	\$ -
88d Maintenance and Operation	\$ -	\$ -
88e Capital Outlay	\$ -	\$ -
88f Intergovernmental	\$ -	\$ -
88g Other -	\$ -	\$ -
88h Other -	\$ -	\$ -
88 Total	\$ -	\$ -
<b>89 COUNTY HOSPITAL BUDGET ACCOUNT:</b>		
89a Personal Services	\$ -	\$ -
89b Part Time Help	\$ -	\$ -
89c Travel	\$ -	\$ -
89d Maintenance and Operation	\$ -	\$ -
89e Capital Outlay	\$ -	\$ -
89f Intergovernmental	\$ -	\$ -
89g Other -	\$ -	\$ -
89h Other -	\$ -	\$ -
89 Total	\$ -	\$ -
<b>90 CHILD GUIDANCE CLINIC</b>		
90a Personal Services	\$ -	\$ -
90b Part Time Help	\$ -	\$ -
90c Travel	\$ -	\$ -
90d Maintenance and Operation	\$ -	\$ -
90e Capital Outlay	\$ -	\$ -
90f Intergovernmental	\$ -	\$ -
90g Other -	\$ -	\$ -
90 Total	\$ -	\$ -
<b>91 TICK ERADICATION ACCOUNT:</b>		
91a Personal Services	\$ -	\$ -
91b Part Time Help	\$ -	\$ -
91c Travel	\$ -	\$ -
91d Maintenance and Operation	\$ -	\$ -
91e Capital Outlay	\$ -	\$ -
91f Intergovernmental	\$ -	\$ -
91g Other -	\$ -	\$ -
91h Other -	\$ -	\$ -
91 Total	\$ -	\$ -

PUBLICATION SHEET - WAGONER COUNTY, OKLAHOMA  
ESTIMATE OF NEEDS BY APPROPRIATED ACCOUNT FOR 2015-2016

EXHIBIT "Z"

1k

Governmental Budget Accounts		
FISCAL YEAR 2015-2016		
DEPARTMENTS OF GOVERNMENT	NEEDS AS	TO BE
APPROPRIATED ACCOUNTS	PRESENTED TO	APPROVED BY
	GOVERNING	COUNTY
	BOARD	EXCISE BOARD
<b>92 BUILDING MAINTENANCE ACCOUNT:</b>		
92a Personal Services	\$ -	\$ -
92b Part Time Help	\$ -	\$ -
92c Travel	\$ -	\$ -
92d Maintenance and Operation	\$ -	\$ -
92e Capital Outlay	\$ -	\$ -
92f Intergovernmental	\$ -	\$ -
92g Other -	\$ -	\$ -
92h Other -	\$ -	\$ -
92j Other -	\$ -	\$ -
92 Total	\$ -	\$ -
<b>93</b>		
93a Personal Services	\$ -	\$ -
93b Part Time Help	\$ -	\$ -
93c Travel	\$ -	\$ -
93d Maintenance and Operation	\$ -	\$ -
93e Capital Outlay	\$ -	\$ -
93f Intergovernmental	\$ -	\$ -
93g Other -	\$ -	\$ -
93h Other -	\$ -	\$ -
93 Total	\$ -	\$ -
<b>94</b>		
94a Personal Services	\$ -	\$ -
94b Part Time Help	\$ -	\$ -
94c Travel	\$ -	\$ -
94d Maintenance and Operation	\$ -	\$ -
94e Capital Outlay	\$ -	\$ -
94f Intergovernmental	\$ -	\$ -
94g Other -	\$ -	\$ -
94h Other -	\$ -	\$ -
94 Total	\$ -	\$ -
<b>98 OTHER USE:</b>		
98a Other Deductions	\$ -	\$ -
98 Total	\$ -	\$ -
<b>TOTAL GENERAL FUND ACCOUNT</b>		
	<b>\$ 8,496,747.41</b>	<b>\$ 7,507,934.35</b>
<b>SUBJECT TO WARRANT ISSUE:</b>		
99 Provision for Interest on Warrants	\$ -	\$ -
<b>GRAND TOTAL GENERAL FUND</b>	<b>\$ 8,496,747.41</b>	<b>\$ 7,507,934.35</b>



Wagoner County Tax Levies  
 2015-2016

**FILED**  
 NOV 04 2015  
 State Auditor & Inspector

Unit of Taxation	School Dist	County				Cities & Towns	4-Mill	School Districts			Vo-Tech 4		Vo-Tech 11		Vo-Tech 18		Total
		General Fund	Sinking Fund	Health Fund	Common Fund	Sinking Fund	General Fund	General Fund	Building Fund	Sinking Fund	General Fund	Building Fund	General Fund	Building Fund	General Fund	Building Fund	Total
County		10.31		2.58		0.00	4.13										17.02
<b>Cities/Towns</b>																	
Bixby	Tulsa 4	10.31		2.58		12.30	4.13	36.31	5.19	27.12							97.94
Broken Arrow	Tulsa 3	10.31		2.58		17.10	4.13	36.15	5.16	28.13							103.56
Catoosa	Rogers 2	10.31		2.58		0.00	4.13	35.84	5.12	19.80							77.78
Coweta	I-17	10.31		2.58		0.00	4.13	36.19	5.17	30.96							89.34
Okay	I-1	10.31		2.58		0.00	4.13	36.17	5.17	12.82							71.18
Porter	I-365	10.31		2.58		0.00	4.13	36.77	5.25	22.03							81.07
Red Bird	I-365	10.31		2.58		0.00	4.13	36.77	5.25	22.03							81.07
Tulahassee	I-365	10.31		2.58		0.00	4.13	36.77	5.25	22.03							81.07
Tulsa	Tulsa 1	10.31		2.58		22.79	4.13	35.55	5.16	27.76							108.28
Wagoner	I-19	10.31		2.58		0.00	4.13	35.79	5.11	15.80							73.72
<b>School Districts</b>																	
Coweta	I-17	10.31		2.58		0.00	4.13	36.19	5.17	30.96	8.11	2.03					99.48
Okay	I-1	10.31		2.58		0.00	4.13	36.17	5.17	12.82	8.11	2.03					81.32
Porter	I-365	10.31		2.58		0.00	4.13	36.77	5.25	22.03	8.11	2.03					91.21
Wagoner	I-19	10.31		2.58		0.00	4.13	35.79	5.11	15.80	8.11	2.03					83.86
Ft. Gibson	Musk. 3	10.31		2.58		0.00	4.13	35.51	5.07	11.11	8.11	2.03					78.85
Haskell	Musk. 2	10.31		2.58		0.00	4.13	36.31	5.19	20.77	8.11	2.03					89.43
Catoosa	Rogers 2	10.31		2.58		0.00	4.13	35.84	5.12	19.80				8.13	5.08		90.99
Inola	Rogers 5	10.31		2.58		0.00	4.13	37.15	5.31	18.10			10.36	1.00			88.94
Locust Grove	Mayes 17	10.31		2.58		0.00	4.13	38.84	5.55	26.46			10.36	1.00			99.23
Mazie	Mayes 32	10.31		2.58		0.00	4.13	36.07	5.15	18.90			10.36	1.00			88.50
Bixby	Tulsa 4	10.31		2.58		0.00	4.13	36.31	5.19	27.12					8.13	5.08	98.85
Broken Arrow	Tulsa 3	10.31		2.58		0.00	4.13	36.15	5.16	28.13					8.13	5.08	99.67
Tulsa	Tulsa 1	10.31		2.58		0.00	4.13	35.55	5.16	27.76					8.13	5.08	98.70

**2015 WAGONER ASSESSOR'S OFFICE REPORT TO THE EXCISE BOARD**

DESCRIPTION	DISTRICT	PERSONAL PROPERTY	REAL PROPERTY	PUBLIC SERVICE	TOTAL VALUATION	HOMESTEAD EXEMPTIONS	OTHER EXEMPTIONS	NET VALUATION
<b>City/Village</b>								
COWETA CITY	T017	44,072,785	37,890,127	3,897,596	85,860,508	1,744,936	617,125	83,498,447
WAGONER CITY	T019	2,930,153	28,602,803	1,810,102	33,343,058	1,557,281	545,566	31,240,211
OKAY CITY	T011	143,088	1,076,724	307,514	1,527,326	120,391	47,565	1,359,370
BIXBY CITY-HASKELL SCHOOL	T0M2	51,119	342,000	18,441	411,560	9,000	30,347	372,213
ATOOSA CITY	T0R2	415,326	4,836,343	124,652	5,376,321	237,000	36,903	5,102,418
BROKEN ARROW CITY	T0T3	10,463,266	114,344,297	3,085,745	127,893,308	4,083,020	1,447,972	122,362,316
BIXBY CITY-BIXBY SCHOOL	T0T4	1,124	829,348	36	830,508	30,000	22,153	778,355
ATOOSA SCHOOL/TULSA CITY	TCR2	300,532	304,365	98,770	703,667	9,000	0	694,667
TULSA SCHOOLS/TULSA CITY	TCT1	393	96,497	56,465	153,355	5,000	0	148,355
BROKEN ARROW SCHOOL/TULSA CITY	TCT3	60	95,696	2,371,330	2,467,086	1,000	0	2,466,086
PORTER CITY	TP65	116,448	1,263,769	303,233	1,683,450	137,905	45,007	1,500,538
REDBIRD CITY	TR65	23,286	221,279	93,146	337,711	27,202	0	310,509
TULLAHASSEE CITY	TT65	10,447	161,862	61,446	233,755	23,155	2,966	207,634
CITY/VILLAGE TOTALS (INC TIF)		58,528,027	190,065,110	12,228,476	260,821,613	7,984,890	2,795,604	250,041,119
<b>Comm-College</b>								
MUSKOGEE CNTY VO-TECH	V004	15,267,571	167,456,405	19,040,004	201,763,980	8,433,767	3,834,951	189,495,262
ROGERS CNTY VO-TECH	V011	187,699	2,147,998	124,297	2,459,994	161,906	6,244	2,291,844
TULSA CNTY VO-TECH	V018	56,986,028	227,319,476	13,027,270	297,332,774	8,949,105	2,901,420	285,482,249
COMM-COLLEGE TOTALS (INC TIF)		72,441,298	396,923,879	32,191,571	501,556,748	17,544,778	6,742,615	477,269,355
<b>County</b>								
WAGONER COUNTY	C001	72,441,298	396,923,879	32,191,571	501,556,748	17,544,778	6,742,615	477,269,355
COUNTY TOTALS (INC TIF)		72,441,298	396,923,879	32,191,571	501,556,748	17,544,778	6,742,615	477,269,355
<b>School</b>								
COWETA SCHOOL	S017	5,863,823	85,915,410	5,573,547	97,352,780	3,714,053	1,715,415	91,923,312
WAGONER SCHOOL	S019	5,180,982	55,231,595	6,797,274	67,209,851	3,036,473	1,286,954	62,886,424
OKAY SCHOOL	S011	874,217	9,191,993	3,659,294	13,725,504	681,981	376,444	12,667,079
HASKELL SCHOOL	S0M2	715,374	3,364,949	121,606	4,201,929	165,585	75,907	3,960,437
T. GIBSON SCHOOL	S0M3	41,558	587,263	567,268	1,196,089	32,410	32,768	1,130,911
ATOOSA SCHOOL	S0R2	2,959,437	14,419,248	792,431	18,171,116	696,000	85,520	17,389,596
NOLA SCHOOL	S0R5	35,700	269,432	9,692	314,824	14,000	0	300,824
TULSA SCHOOL	S0T1	1,307	101,206	86,204	188,717	5,000	0	183,717
BROKEN ARROW SCHOOL	S0T3	53,983,510	211,969,674	12,148,599	278,101,783	8,218,105	2,793,747	267,089,931
BIXBY SCHOOL	S0T4	41,774	829,348	36	871,158	30,000	22,153	819,005
PORTER SCHOOL	S365	2,591,617	13,165,195	2,321,015	18,077,827	803,265	347,463	16,927,099
LOCUST GROVE SCHOOL	SM17	55,241	496,999	24,673	576,913	38,467	3,830	534,616
MAYES SCHOOL	SM32	96,758	1,381,567	89,932	1,568,257	109,439	2,414	1,456,404
SCHOOL TOTALS (INC TIF)		72,441,298	396,923,879	32,191,571	501,556,748	17,544,778	6,742,615	477,269,355

In accordance with Title 68 O.S. Section 2867 para. D, this Abstract of Valuation is prepared and filed with the County Excise Board showing the assessed valuation of the county by the various school districts and municipal subdivisions.

Submitted August 3, 2015

*Wendy Hodges*  
County Assessor

*Lori Hendrick*  
Attest: County Clerk

*Norman Datzfeld*  
**FILED**



NOV 04 2015

State Auditor & Inspector